



JULY 12-15, 2023

IT'S JUST A
**SMALL TOWN
THROWDOWN**
THE SEDGWICK COUNTY FAIR

4-H THE POWER OF YOUTH



Sedgwick
County

K-State Research and Extension is committed to making its services, activities, and programs accessible to all participants. Reasonable accommodations for persons with disabilities may be requested by contacting Kate Schoenberg, 4-H Agent, (316) 660-0111. Notify staff of accommodation needs as early as possible.

Kansas State University Agricultural Experiment Station and
Cooperative Extension Service.

K-State Research and Extension is an equal opportunity provider and employer.

TABLE OF CONTENTS

Schedule of Events	5-8
--------------------	-----

LIVESTOCK DEPARTMENTS

General Livestock Regulations, Livestock Sale, Skill-a-Thon and Herdsmanship	10-13
Beef	14
Dairy Cattle	17
Dairy Goats	18
Goats, Meat	19
Horse and Horsemanship	20
Poultry	22
Rabbits	24
Round Robin	26
Sheep	27
Showmanship	28
Swine	29

STATIC DEPARTMENTS

General Rules for Static Departments	31
Clothing and Textiles	32
Cloverbuds	33
Club Banners	34
Creative Table Setting Contest	34
Crops	35
Demonstration & Illustrated Talks	37
Dog Show	37
Educational Displays, Self-Determined, Miscellaneous	39
Energy Management	39
Entomology	41
Fiber Arts	44
Food & Nutrition – Cake Decorating – Food for Fun- Candy	45-48
Food Preservation	48
Forestry	49
Geology	51
Hand Pets	53
Home Environment	54
Horticulture (Plant Science)	55
Photography	57
Shooting Sports	59

STEM	
Ag Mechanics	60
Architectural Block Construction	62
Astronomy	64
Computers	65
Robotics	68
Rocketry	69
Unmanned Aerial Systems	72
Style Revue	73
Visual Arts	75
Wildlife	77
Wood Science	77
2022 Livestock Award Donors List	80
2022 Livestock Buyers and Add- on Sponsors	82
New Static Overall Department Champion Supporters	84
4-H Foundation Donors	84
Map of Surrounding Area	86
Map of Fairgrounds	87
Building Watchers Schedule	90

SEDGWICK COUNTY FAIR

July 12-15, 2023

SCHEDULE OF EVENTS

Friday, May 1	Extension Education Center Deadline for Horse I.D. papers (county deadline)
Friday, June 2	Pre-Registration Fair Entry Program Pre-Entry deadline for all livestock (Beef, Dairy, Dairy Goats, Meat Goats, Sheep, Swine, Poultry and Rabbits)
Friday, June 2 Pre-Entry Deadline	Pre-Registration Fair Entry Program Horse Show
Wednesday, June 14	Pre-Registration Fair Entry Program Pre-Entry deadline for Style Revue
Friday, June 16 Pre-Entry Deadline	Pre-Registration Fair Entry Program Clothing Window Displays Creative Table Setting Demonstration/Illustrated Talk Hand Pets Banners County Dog Show
Tuesday, June 27 8:30 a.m. – noon 9:00 a.m. – noon 9:30 a.m. – noon 10:00 – 11:00 a.m. 7:30 p.m.	Extension Education Center Style Revue Judging Creative Table Settings Judging FCS/Life Skills Judging Competition Photography Judging Competition Horticulture Judging Competition Hand Pet Judging Public Fashion Revue
Saturday, July 1 8:00 a.m. - noon	Cheney Fairgrounds Fairgrounds Work Day
Saturday, July 8	Extension Education Center 4-H Fair Dog Show

Sunday, July 9
3:30 – 5:30 p.m.

Cheney Fairgrounds
4-H buildings set-up

Wednesday, July 12

7:00 – 8:00 a.m.
7:45 a.m.
8:00 a.m.
Noon – 1:00 p.m.

Cheney Fairgrounds
4-H Horse Show registration
Mandatory Horse Exhibitor Meeting
Horse Show begins
Veterinarian available for Sheep, Meat
Goat, and Dairy Goat check-in

5:00 -- 8:00 p.m.

Check in building exhibits

5:00 – 8:30 p.m.

Check in poultry

6:00 – 8:00 p.m.

Check in rabbits and poultry

6:00 – 8:00 p.m.

Rabbit showmanship

6:00 – 7:30 p.m.

Veterinarian available for sheep, meat
goat and dairy goat check in

6:00 – 7:30 p.m.

Check in swine

6:00 – 7:30 p.m.

Check in beef

7:00 p.m.

Parade

7:30 – 8:30 p.m.

Market beef weigh in

7:30 p.m.

All swine in place – Mandatory exhibitor
meeting in barn

8:30 – 9:30 p.m.

Meat goat and sheep weigh in

9:00 p.m.

All beef, meat goats, dairy goats, poultry
and sheep in place

9:00 p.m.

Mandatory beef exhibitors meeting in
barn

9:00 p. m.

Static exhibit buildings close

Thursday, July 13

8:00 a.m.

Cheney Fairgrounds
Judging of dairy goats and dairy goat
showmanship

8:00 – 10:00 a.m.

Check in of dairy cattle and other areas
continues

8:00 – 10:00 a.m.

Check in of all static exhibits must be
complete

8:30 a.m.

Judging of static exhibits begins

9:00 a.m.

Poultry and Rabbit Judging

10:00 a.m.

All exhibits must be in place

10:30 a.m.

Poultry showmanship (at the conclusion
of poultry judging)

11:00 a.m. approx.

Judging of beef and beef showmanship

after dairy goat show	
2:30 p.m. approx. after completion of beef show	Judging of meat goats and meat goat showmanship
6:00 p.m.	Buildings open to the public or when judging is complete
7:00 p.m.	Judging of swine and swine showmanship
9:00 p.m.	Static exhibit buildings close
Friday, July 14	Cheney Fairgrounds
8:00 a.m.	Judging of sheep and sheep showmanship
10:30 a.m. approx. after the completion of the sheep show	Judging of dairy and dairy showmanship
1:00 p.m.	Judging of demonstrations
5:00 – 6:00 p.m.	Horse showmanship practice time for round robin
6:00 p.m.	Bucket calf interviews in bucket calf barn
6:30 p.m.	Bucket calf show
7:30 p.m.	Round Robin showmanship (swine, sheep, dairy cattle, dairy goats, horse, and meat goats)
	Ice cream social following Round Robin
Saturday, July 15	Cheney Fairgrounds
8:00 a.m.	Set up arena for auction – all beef, sheep, swine, meat goat members are to report and help
9:00 a.m.	Exhibit building opens
10:00 a.m.	Livestock Skill-a-Thon in the livestock arena
5:30 p.m.	Livestock Barbecue dinner
6:30 p.m.	Livestock Sale
8:00 p.m.	4-H exhibits released
8:30 – 9:00 p.m.	All 4-H/FFA exhibitors and their families are encouraged to help clean up exhibit areas. Put away tables, chairs, panels, etc.

9:00 p.m.

4-H Office and superintendents not
responsible for articles left after this time

4-H STAFF

Kate Schoenberg, Agent

Barbara Wingfield, Office Professional

Cathy Jones, Program Assistant

Evelyn Sophia Zurschmiede, Program Assistant

ATTENTION: EXHIBIT PREMIUMS

The Sedgwick County Fair Board has designated premium money for the exhibit premiums. This premium will be pro-rated based on the number of entries. Premiums are not paid on participation ribbons, rosettes, horse timed events, halter classes, showmanship classes of beef, sheep, swine, horse, dog, rabbit, poultry, goats or dairy. Exhibitors may pick up their ribbon premiums at the Extension Office following the fair from August 1st, 2023 until August 31st, 2023. ***Premiums not picked up by August 31st, 2023, will be forfeited.***

The Danish System of Judging

Exhibiting is part of the 4-H educational experiences.

Judging is based on comparison to a standard, not on comparison to others in the class.



Purple (Superior) A purple is awarded to those entries that have met and far exceed the average standards established for that particular class. The exhibit or workmanship is outstanding with minimal flaws.



Blue (Excellent) A blue is awarded to those entries that exceed the average standard. The exhibit and workmanship meet the standards of the purple ribbon but has a few flaws.



Red (Good) A red is awarded to those entries that meet or are slightly below the average standard established for that class. The exhibit and workmanship meet expectations but has multiple flaws.



White (Fair) White is awarded to those entries that do not meet average standard. The level of accomplishment is less than expected. Extremely poor workmanship or little thought is given to the exhibit.



4-H/FFA LIVESTOCK PROJECTS

GENERAL LIVESTOCK REGULATIONS

1. Exhibitors and contestants must be a 4-H/FFA member in Sedgwick County.
2. Exhibitors must be enrolled in the project for the current 4-H year in order to exhibit.
3. Pre-entry is required by June 2, 2023 for Beef, Sheep, Swine, Meat Goats, Dairy Cattle, Dairy Goats, Poultry and Rabbits. If turned in after June 2, 2023 the animal will not be allowed to qualify for Grand or Reserve Grand Champion.
4. Market animals must have a 4-H ear tag for sale ID purposes.
5. **All beef, dairy cattle, dairy goat, meat goat, sheep, and swine 4-H/FFA project members YQCA (Youth for the Quality Care of Animals) will not be required to exhibit at County Fair but is strongly recommended. YQCA certification is required to show at the State Fair and KJLS.**
6. All registration and transfer papers on purebred beef and dairy animals must be made in the name of the exhibitor and dated no later than June 2, 2023
7. See department rules on the number of entries allowed per species in the livestock projects.
8. Check-in times for livestock are:

Beef	Check-in 6:00-7:30 p.m., Wednesday, July 12 Weigh-in 7:30-8:30 p.m. Beef exhibitor's meeting at 9:00 p.m. in beef barn.
------	---

Meat & Dairy	
Goats	Check-in 6:00-7:30 p.m., Wednesday, July 12
& Sheep	Weigh-in 8:30-9:30 p.m.

Swine:	Check-in 6:00-7:30 p.m., Wednesday, July 12 Meeting for swine exhibitors 7:30 p.m. in swine building. Weigh-in 7:30-8:30 p.m.
--------	---

Dairy Cattle:	Check-in 8:00-10:00 a.m., Thursday, July 13 Release time 8:00 p.m., Friday, July 15
---------------	--

****All breeding livestock will be released at 3:00 p.m. on Friday, July 14**

****All market animals must remain until after the auction on Saturday, July 15**

9. In purebred breeding classes, animals are to be registered in the 4-H/FFA's name only. Each exhibitor must be prepared to prove that he/she owned the animal (large breed classes) on or before March 15.
10. Registered breeding sheep must show registration papers at entry. Registration papers must be in 4-H/FFA's name.
11. All market animal exhibitors are encouraged to buy insurance. Premiums are paid at check-in time. Breeding animals are welcome to purchase insurance for market value. Insurance premium is \$7 per animal.
12. All animals should be free from infectious or contagious disease. Cattle and dairy animals determined to have lesions of ringworm, warts or infected with mange must be removed from the fairgrounds immediately. A veterinarian will be on call. If a

- question arises as to the health of an animal, he/she has final authority.
12. Superintendents will assign club pens according to the number of entries. Club locations will be determined by superintendents.
 13. All members must accompany their exhibits or provide suitable means of caring for them at all times during the fair. **BRING YOUR OWN FEED AND EQUIPMENT.**
 14. Livestock exhibitors must arrange to have someone on hand at night during the fair to look after their exhibits.
 15. **LIVESTOCK ENTRIES MUST BE SHOWN BY EXHIBITOR UNLESS SPECIAL PERMISSION IS RECEIVED PRIOR TO THE DAY OF SHOW FROM SUPERINTENDENTS.**
 16. Exhibitors are encouraged to show their market animals in all classes and championships. If for any reason an exhibitor chooses not to have an animal considered for Grand or Reserve Champion, a signed letter of intent must be presented to the superintendents before the show begins. If an exempted animal places first or second in a class the next place animal(s) will automatically move up one spot. The highest an exempt animal can place is class top blue.
 17. All market animal breed classes must have at least three head. Less than three head will be shown in All Other Breeds Class.
 18. No professional groomsmen will be allowed. Involvement by anyone other than the 4-H/FFA member must be kept to a minimum!
 19. All stalls must be cleaned at release time. If not, superintendents have the right to charge a \$10.00 fee per stall to be taken out of the 4-Hers premium check.
 20. Herdsmanship will be judged by barn. Please check the Herdsmanship section of the Fair Book for complete rules and requirements.
 21. Exhibitors of market animals must tell the superintendents which animals will be floored and which animal will be in the auction immediately after the show. Final deadline for notifying superintendent is 30 minutes following completion of each species show. If superintendents are not notified, the 4-H/FFA member maintains ownership and is responsible for removing them from the fairgrounds.
 22. Traffic Pattern: Hog, sheep, and goats will enter east of the pavilion, unload on the north side and exit between the beef barn and pavilion. Beef come in the west fair gate by the open air stage, unload on the west side of the barn and exit by the new west gate. Please unload quickly and move your vehicle so others may unload.
 23. Animals deemed uncontrollable by Superintendent will be sent home.
 24. 4-H/FFA members are strongly encouraged to wear proper footwear when washing animals.
 25. Livestock exhibitors should wear a long or short sleeved collared shirt/blouse tucked into good, clean jeans or khaki pants, and sturdy, closed toe shoes (boots are highly recommended). Entrants ***should not*** wear t-shirts; tank tops; low-cut shirts; sheer blouses; sleeveless shirts; clothing that exposes cleavage or bare midriff while standing, kneeling, or bending over animal; shorts; or sandals/flip flops. Dairy cattle and dairy goat contestants should wear white shirts and pants meeting the aforementioned guidelines. If wearing jeans/slacks goes against religious beliefs, a long knee-length skirt is acceptable instead of the jeans/slacks. Please consult species superintendent if further clarification is needed.
 26. Physical abuse of any animal will not be tolerated and will be grounds for disqualification. Superintendent has the right to interpret this rule, Agent has final decision.
 27. Superintendents have the authority to enforce all rules as needed to provide the best possible experience for the youth. Any continuing issues should be brought to the attention of an Agent immediately.
 28. 4-H/FFA'ers must be 9 years of age by January 1, 2023 to exhibit at the State Fair.
 29. By entering an exhibit 4-H/FFA members agree to abide by the rules as stated in the 4-H fair book.

30. No alcoholic beverages are allowed.
31. Difference in opinions are a part of life. To ensure consistency and fairness, a written process is necessary to respond to and resolve 4-H issues and complaints in a manner that teaches good character, life skills, and positive youth development. All grievances must be submitted to 4-H Staff using the official grievance form and signed by the petitioner. Form can be found [here](#).

Sedgwick County Youth Livestock Foundation, Inc.

email: sedgyouthlivestock@gmail.com

Sale Committee: Karen Foraker, Chad Hommertzheimer, Lacy Collins, Doug Scheer, Dusty Hague, and Joe Smarsh.

The County Livestock Sale for market beef, market heifers, market pigs, meat goats, and market lambs will be held Saturday night, July 15, 2023 at the County Fair. Sale order is Swine, Beef, Sheep, and Goats. The following rules have been set by the committee for the sale:

1. Each eligible exhibitor will be allowed to sell one animal in the premium auction. The youth can floor any other market animal they have shown. Any 4-H/FFA member selling an animal in the auction does not need a ticket to eat at the barbecue. They will be required to help at barbecue.
2. **The Overall Grand Champion and Reserve Champion of each species are required to sell and be slaughtered regardless of ownership.**
3. Once an animal has been sold through the auction, it is no longer eligible for 4-H/FFA competition in any other county, regional or state show and will go to the floor buyer for slaughter or will go to the custom slaughter designated by the Sale Committee.
4. Except for the Grand and Reserve Champion animals of each species, an animal may be removed from the sale until the time it enters the sale ring.
5. 4-H/FFA members must take their own animal(s) through the sale ring. In the case of serious injury to the 4-Her or unexpected family emergency, superintendents may choose to grant an exception to this rule. They will evaluate each situation on a case-by-case basis to make their determination, which will be final.
6. The Sale Committee reserves the right to charge youth a commission for animals sold. The amount will be: \$25.00/head for beef, \$15.00/head for sheep, swine, and meat goats. The commission fee is used for check-off programs and to offset costs of conducting livestock sale.
7. The Livestock Sale will be bid on premium per head.
8. Animals must weigh the following minimum weights to participate in the premium auction

Steers – 1,000 pounds
Market Heifers – 1,000 pounds
Swine – 220 pounds
Lambs - 90 pounds
Meat Goats - 60 pounds

LIVESTOCK SKILLATHON CONTEST

Superintendent: Lacy Shields-Collins

Rules

1. The Contest is open to any current 4-H member whose 4-H age is 10 – 19 years as of January 1st, 2023. Intermediate (ages 10 – 13) and Senior (ages 14 – 19)
2. Pre-registration for event is encouraged, but not required, by June 25th, 2023.
3. Contestants will be divided into groups and will remain with their assigned group throughout the class rounds.
4. Only contestants or those adults assisting with the contest (group leaders, card runners, contest officials, etc.) will be permitted in the competition area.
5. While competing in the competition classes, there will be no conferring between contestants or between a contestant and anyone else except as directed by contest officials. Conferring among contestants (talking, gestures, etc.) will result in immediate dismissal from the contest. Contestants may not carry any electronic communication device (cell phones, etc.). Any contestant found in possession of such a device at any time during the contest will be immediately removed from competition.
6. Contestants will be allowed approximately 10 minutes to complete each individual competition class other than the written exam. Time allotted will depend on the number of contest participants and will be announced prior to the start of competition. Contestants should allot approximately 2 hours for competition.
7. Competition round classes include retail meat cut identification (100 pts.), livestock feed identification (100 pts.), breed identification (100 pts.), equipment identification (100 pts.); meat judging (75 pts.), hay judging (75 pts.), breeding performance scenarios (50 pts.), quality assurance exercise (100 pts.) and a general Livestock knowledge quiz (50 pts.). Total possible points = 750.
8. Contestants may use a steno pad or a clipboard/blank paper. Contestants may also use a small pocket calculator. They may not bring books, notes, pamphlets or other reference material into the contest area.
9. Contestants are not to pick up or touch any item that is being identified or evaluated in the competition classes.
10. Ribbons will be awarded to the top ten individuals in each division; all participants will receive recognition.

4-H/FFA - HERDSMANSHIP

Superintendents: Livestock Superintendents

1. Herdsmanship contest will be by individual livestock barns. These include the Sheep and Bucket Calf barn, Dairy and Meat Goat barn, Swine barn, Cattle barn, and Poultry barn.
2. The contest is designed to encourage each barn to keep their livestock displayed at the Fair in a neat presentable order.
3. The purpose of this contest is to maintain a more attractive livestock exhibit.
4. Barns will be judged on a daily basis each day of the Fair.
5. Herdsmanship inspection will be unannounced and unscheduled. Inspections during the showing of livestock will be avoided if possible.
6. Scores will be posted each day following the judging.
7. The winning barn will be announced and prizes will be awarded on the last day of the Fair.

4-H/FFA DEPARTMENT 1 - BEEF

Superintendents: Chad Hommertzheimer, Doug Scheer, Jeff Winter

The market beef show is a “no fit” show. “No fit” at the Sedgwick County 4-H/FFA Market Beef Show is defined as using no adhesive, glue, paint, or powder products.

The Beef Show will start immediately following the Dairy Goat Show. Show order: (1) market beef by breed as listed; (2) breeding heifers by breed as listed; (3) showmanship.

Note: Pre-registration due by June 2, 2023. If not pre-registered by the deadline animal will not be eligible for Grand or Reserve Champion.

Rules

(Read General Livestock Regulations)

1. Member must be enrolled in the project.
2. The Kansas Animal Health Department (KAHD) requires no test on cattle from Kansas origin.
3. Cattle originating from other states and of test eligible age (18 months of age or older) must have a health certificate issued within 30 days of exhibit, and must meet the following health requirements:
 - a. Free of infectious or contagious disease. Animals with ringworm, warts, mange or any other disease will not be permitted to exhibit
 - b. Individually identified by a USDA-approved ear tag.
 - c. All identification tag numbers must be listed on the health form
 - d. All heifers including official calfhood vaccinates that are springers (expected to calve within two weeks) or have calved are test eligible regardless of age.
 - e. Cattle and bison, except steers, not originating from a tuberculosis-free state shall be tested negative for tuberculosis within 90 days prior to the exhibition date. All dairy cattle 6 months of age and older originating outside of Kansas must test negative for tuberculosis by a licensed veterinarian in the origin state
4. Beef cattle may not use any chemical substances except those required for treatment of injury or illness while at the County Fair. All market livestock exhibitors will sign a chemical substances withdrawal and certification form at check-in.
5. Each exhibitor must furnish feed and other necessary equipment. The Fair Board will provide sand for bedding. Beef exhibitors do not need to bring straw for the barn. If they are using the tie-out area at night, they may wish to bring straw for that area. Exhibitors may want to consider matting or some type of covering to put over the sand to keep the animal clean.
6. Beef exhibitors and parents **must** attend the exhibitor meeting Wednesday at 9:00 p.m. in the beef barn.
7. Non-registered heifers will be placed in commercial heifer classes.
8. Each exhibitor is expected to keep stalls and animals in presentable condition.
9. No more than two breeding heifers, one cow/calf pair and two market beef (includes market heifer) may be exhibited by a 4-H/FFA member.
10. In the breeding heifer show a Champion or Reserve Champion ribbon will be awarded with less than three head in a breed if the judge determines the quality is there.
11. All beef market steers and market heifers shown must be owned by the 4-H/FFA member on or before March 15 of the current year.
12. Superintendents reserve the right to break classes they deem too large.

13. Let the superintendent know which are floor animals and auction animals immediately after the show. All Grand and Reserve Champion market animals must enter the auction. Remember, if for any reason an exhibitor chooses not to have his/her animal considered for Grand or Reserve Champion, a signed letter of intent must be presented to the superintendents *before the show begins*. The highest this exempt animal can place is class top blue.
14. There is a designated tie out area. All animals being tied out at night must be tied in that area. They are not to be taken to individual trailers.
15. Herdsmanship - See Department 5.

Bucket Calf - 4-H'ers must be age 7-10 (4-H Age)

1. All 4-H Bucket Calves not being shown in dairy classes 1 or 2 should be entered no later than 12 pm on Friday. Bucket calf interviews will be held in the bucket calf barn at 6:00 pm on Friday. Bucket Calf show will be held in the arena immediately preceding the Livestock Round Robin on Friday evening.
2. Exhibitor must be 10 years of age or younger as of January 1 of the current year.
3. Interview judging will be used. It will be based on:
 - * what the 4-Her learned about caring for and raising calf
 - * the general health of the calf
 - * knowledge of the 4-Her in health-related areas
 - * cleanliness
 - * what the 4-Her has learned about preparation and showing
4. Calves are shown in a halter
5. Bucket calves are to be at least 60 days of age to be shown. Bucket calves are to be acquired between January 1, 2023 and May 1, 2023.
6. Classes may be divided by age of calf if needed.
7. Any member can exhibit a Second Year Bucket Calf that was a Bucket Calf project from the previous year. It must be decided if the second year Bucket Calf will be shown as a Second Year Bucket Calf or as a Market Steer/Breeding Heifer. The Second Year Bucket Calf will be judged on beef showmanship and have an interview judging process similar to Bucket Calf.

- | | |
|---------|---------------------------------------|
| Class 1 | Bucket Calf: 7-8 year olds (4-H age) |
| Class 2 | Bucket Calf: 9-10 year olds (4-H age) |
| Class 3 | Second Year Bucket Calf |

Market Heifers

Market Heifers may be of the beef breed or cross bred. No dairy heifers are allowed. Market Heifers will be composed of heifers weighed and recorded at the pre-fair Beef Weigh-in for market purposes. All breeds and crossbreds will be shown together. Market heifers must weigh at least 1,000 pounds. Market heifer classes will be shown by weight, and classes divided at discretion of the Beef Superintendents. First and Second place heifers in each class will compete for Beef Division Champion and Reserve Champion. There must be at least 3 entries to make a class. If less than three entries are registered Market Heifers will show with Class 17 Market Steers (A.O.B).

All Market Heifers will need to be pregnancy checked "open" by a licensed veterinarian within 30 days of the show and verified as such by signature of said veterinarian on form provided by the Extension Office.

- | | |
|---------|----------------------------|
| Class 4 | Market Heifer (All breeds) |
|---------|----------------------------|

Market Steers

Steer classes will be by weight. Entries will be separated into weight classes in each breed if necessary. There must be at least 3 to have a breed class or they go in A.O.B. steers will be shown in the following categories:

Class 10	Angus
Class 11	Charolais
Class 12	Gelbvieh
Class 13	Hereford
Class 14	Limousin
Class 15	Simmental
Class 16	Shorthorn
Class 17	All Other Registered Breeds
Class 18	Crossbred

Breeding Heifers

Superintendents reserve the right to ask for registration papers. The following classes will be offered in each of the following breeds. Please add the letter to the Class entry.

a. Angus	d. Hereford	e. Shorthorn
b. Charolais	e. Limousin	f. All Other Registered Breeds
c. Gelbvieh	f. Simmental	g. Commercial

Class 20	Heifers calved January 1, 2023 to April 30, 2023
Class 21	Heifers calved September 1, 2022 to December 31, 2022
Class 22	Heifers calved May 1, 2022 to August 31, 2022
Class 23	Heifers calved January 1, 2022 to April 30, 2022
Class 24	Heifers calved September 1, 2021 to December 31, 2021
Class 25	Heifer or cow calved prior to September 1, 2021
Class 26	Cow/Calf Pair

Showmanship**

Class 30	Senior (ages 14-19)
Class 31	Intermediate (ages 9-13)
Class 32	Novice (ages 7-8)

**See rules under Department 10 - Showmanship

Carcass Show

1. Beef must be shown in a market class to be eligible for the carcass class.
2. 4-H/FFA'ers will need to sign up with the Superintendents during check in at the fair.
3. Judging will be limited to Richards Cold Storage and Stroots Lockers. No other locations will be allowed.
4. Awards will be given based on total carcass value, as well as an award for top quality grade.
5. An educational review of placings will be held after the County Fair and carcass grading. Time and date will be announced to participants.

4-H/FFA DEPARTMENT 2 – DAIRY CATTLE

Superintendents: Byron and Heidi Wells

Note: Pre-registration due by June 2, 2023. If not pre-registered by the deadline animal will not be eligible for Grand or Reserve Champion.

Rules

(Read General Livestock Regulations)

1. Member must be enrolled in the dairy project.
2. All exhibitors of cows in milk should be prepared to milk the cow in the show ring if the judge and superintendent so request.
3. Each exhibitor will be expected to keep stalls and cattle in presentable condition. All cattle are expected to be healthy and free from disease.
4. All dairy exhibits need to be in place by 10:00 a.m. Thursday.
5. All grooming is to be done by the 4-H/FFA member. Parents may provide minimal assistance to the younger exhibitors.
6. Classes 1 and 2 limited to 7-10 year olds.
7. Dairy cattle may not use any chemical substances except those required for treatment of injury or illness while at the fair. All dairy exhibitors will sign a chemical substance withdrawal and certification form at check-in.
8. Herdsmanship - See Department 5.

Health Requirements

Animals with ringworm or warts should be checked by the veterinarian and approved before coming to the fair. Dairy animals of Kansas origin require no tests. If from another state see the conditions listed under Beef rule #3.

The following classes will be offered in each of the major dairy breeds:

- | | | | |
|----------------|----------------------|-------------|---------------------|
| a. Jersey | c. Milking Shorthorn | e. Guernsey | g. All Other Breeds |
| b. Brown Swiss | d. Holstein | f. Ayrshire | |

- | | |
|----------|---|
| Class 1 | Heifer calf born after March 1, 2023 |
| Class 2 | Jr. Heifer - Born 12/1/2022- 2/29/2023 |
| Class 3 | Sr. Heifer - Born between 9/1/2022 - 11/30/2023 |
| Class 4 | Jr. Yearling - Born between 3/1/2022 - 8/31/2022 |
| Class 5 | Sr. Yearling - Born between 9/1/2021 - 2/28/2022 |
| Class 6 | 2 year old heifer - Born between 9/1/2020 - 8/31/2021 |
| Class 7 | 2 year old cow - Born between 9/1/2019 - 8/31/2020 |
| Class 8 | 3 year old cow - Born between 9/1/2018 - 8/31/2019 |
| Class 9 | 4 year old cow - Born between 9/1/2017 - 8/31/2018 |
| Class 10 | Aged Cow - Born prior to 9/1/2017 |
| Class 11 | Best of 3 Females owned and bred by exhibitor |
| Class 12 | Daughter - Dam (2 animals) |
| Class 13 | Supreme Heifer |
| Class 14 | Supreme Dairy Animal |

Performance Recognition Awards

Production awards will be given in all milking classes based on 305 day actual DHIA records.

Showmanship**

Class 20	Senior (ages 14-19)
Class 21	Intermediate (ages 9-13)
Class 22	Novice (ages 7-8)

**See rules under Department 10 – Showmanship

4-H/FFA DEPARTMENT 3 – GOATS, DAIRY

Superintendents: Bruce and Stephanie Hays

Note: Pre-registration due by June 2, 2023. If not pre-registered by the deadline animal will not be eligible for Grand or Reserve Champion.

Rules

(Read General Livestock Regulations)

1. Dairy Goat Showmanship Contest will be held Thursday, preceding the Dairy Goat Show.
2. 4-H/FFA members must be enrolled in the dairy goat project. Members must have owned the animals by March 15, 2023.
3. All does must be identified with a registered tattoo or an official USDA premise ID tag.
4. All goats must be free from any contagious or infectious disease. Please do not unload dairy goats before the veterinarian checks them. A veterinarian will be available to check goats on Wednesday, July 12, noon to 1:00 p.m. and 6:00 p.m. to 8:00 p.m.

The following classes will be offered in each of the following breeds:

a. Alpine	c. Nubian	e. Toggenberg	g. Oberhasli
b. La Mancha	d. Saanen	f. Nigerian	h. All other Breeds

- Class 1 Jr. Doe - up to 4 months of age
- Class 2 Jr. Doe - 4-8 months of age (not in milk and not previously freshened)
- Class 3 Jr. Doe - 8-12 months of age (not in milk)
- Class 4 Jr. Doe - 12-24 months of age (not in milk)
- Class 5 Sr. Doe - under 24 months of age (in milk or previously freshened)
- Class 6 Sr. Doe - 2-3 years of age (in milk or previously freshened)
- Class 7 Sr. Doe - 3-5 years of age (in milk or previously freshened)
- Class 8 Sr. Doe - 5 years and older (in milk or previously freshened)

Showmanship**

Class 10	Senior (ages 14-19)
Class 11	Intermediate (ages 9-13)
Class 12	Novice (ages 7-8)

**See rules under Department 10 - Showmanship

4-H/FFA DEPARTMENT 4 - GOATS, MEAT

Superintendent: Lacy Collins, Karen Foraker, Kaci Foraker
Jr. Leaders: Carly Collins

Note: Pre-registration due by June 2, 2023. If not pre-registered by the deadline animal will not be eligible for Grand or Reserve Champion.

Rules

(Read General Livestock Regulations)

1. Member must be enrolled in the 4-H/FFA meat goat project.
2. All goats shown must be owned by 4-H/FFA members on or before May 1, 2023.
3. All meat goats must be identified with a registered tattoo or an official USDA premise ID tag (scrapie tag). Registration papers must be available for inspection at check-in.
4. **Do not** unload meat goats before the veterinarian checks them. A veterinarian will be available to check meat goats on Wednesday from noon to 1:00 p.m. at the sheep barn, and 6:00-8:00 p.m. on the east side of the swine barn. Insurance is required at check-in (\$7.00/head)
5. All goats exhibited must be free from any contagious or infectious disease. They must be examined by the veterinarian prior to unloading.
6. Wethers and does of any market breed will be allowed to show in market class. 4-H/FFA member can show a maximum of 2 head of market goats and a maximum of 3 breeding does for a total of 5 meat goats. Does may be shown in market class or breeding class but not both.
7. Market goats and does under 1 year old will be weighed at approximately 8 pm on Wednesday evening. Superintendents will then divide into classes by weight. Does under 1 year of age will show by weight. To sell or be considered for champion, goats must be a minimum of 60 lbs.
8. Market goats under 60 lbs. will show in a light weight class and are not eligible for the Grand and Reserve Champion or Livestock Sale.
9. Temporary incisors must be in place and no evidence of eruption of permanent incisors for market animals and does under 1 year old.
10. For safety reasons, dehorning of wethers is preferred. If not dehorned, the horns must be tipped prior to arrival on the grounds.
11. All market goats must be "slick shorn" with an equal amount of hair above the knee and hock. Maximum of 0.4 (four tenths) inch of hair is permitted. Hair on tail switch is permitted. Clipping breeding does is personal preference.
12. Exhibitors must furnish bedding, feed, pails and other equipment.
13. Collars or chains with a short lead may be used in the show ring.
14. As owner, the 4-H'er must show and set up their own animal in the arena.
15. Goats front feet must be on floor while showing. The front feet can be picked up briefly to set the animal and must be placed back down on the floor for the judge's evaluation.
16. Classes must have at least 3 goats before champion or an overall champion or reserve will be considered.
17. **Wash stands need to be kept out of the aisles and outside the building. Keep all food and tack in only one pen. It may be necessary to limit the number of tack pens to one per club at the discretion of the superintendent.**
18. Washing and grooming of animals is the responsibility of the 4-H/FFA'er. Parent, superintendents, etc., involvement must be kept to a minimum.

19. There is a manure bunker on the east side of the hog barn. Each club needs to be sure and have a wheelbarrow to move the straw and manure to that location. Do not use the trash canisters for straw and manure.
20. Exhibitor must let the superintendent know which market goats will go to auction or not go to auction following the show on Thursday. Deadline is 30 minutes following completion of goat show on Thursday.
21. All classes are subject to change at superintendent's discretion.
22. Meat goats may not use any chemical substance, except those required for treatment of injury or illness, while at the county fair. All meat goat exhibitors will sign a chemical substance withdrawal and certification form at check-in.
23. Herdsmanship - See Department 5.
24. There will be a mandatory exhibitor meeting on Wednesday immediately following weigh-in.

Market Goat (classes will be determined after weigh-in and posted Thursday morning.)

Class 1 Market goat under 60 lbs.

Class 2 Market goat

Breeding Does

Class 3 Does under 1 year

Class 4 Does over 1 year

Showmanship**

Class 7 Senior (ages 14-19)

Class 8 Intermediate (ages 9-13)

Class 9 Novice (ages 7-8)

** See rules under Department 10 - Showmanship

4-H DEPARTMENT 5— HORSE AND HORSEMANSHIP

Superintendents: Haley Schneider, Richelle Carlin, Erin Stone and Samantha Hendryx

SHOW DATE: July 12, 2023 at the Sedgwick County Fairgrounds

Check in 7:00 am, show starts 8:00 am

Note: Pre-registration due by June 2, 2023. Entries received after that time will not be eligible for Grand and Reserve Champion.

Rules:

1. Member must be enrolled in the horse project.
2. Horses shown by 4-H'ers at the County Fair can be owned by them, owned by the family, or can be borrowed or leased. If the horse is borrowed or leased, the 4-H'er must have cared for and managed the horse 75% of the time from May 1 until show date.
3. **An identification certificate and photo for each horse a 4-H'er shows at the fair must be on file in the County Extension Office by May 1. A negative Coggins report within the last 12 months will need to be presented with the Horse ID on the day of the show or the animal will not be shown.**
4. The age of the horse is determined as of January 1 in the year in which it is born.
5. Attire: Refer to Kansas 4-H Horse Show Rule Book (#S-133 rev, Revised January 2023)

6. Each animal must be exhibited or ridden by the 4-H member. In the halter classes, one attendant of 4-H age may help. Adults are barred from the show ring while animals are being judged, unless there is an immediate safety issue.
7. A horse may not be shown by more than one exhibitor in a given class.
8. * All junior performance classes (exhibitors age 7-8 years old) will be at the walk and trot or jog only. Junior exhibitors may canter or lope at their own discretion in the timed events.
9. All rules will be those in the Kansas 4-H Horse Show Rule Book (#S-133 rev, Revised January 2023).
10. If a horse has a tendency to kick, it must have a red ribbon attached to its tail.
11. 4-Hers must be pre-entered to show. Exceptions: Change of entry due to injury of entered horse will be accepted if accompanied by a written veterinarian statement. Classes may be added or dropped at the show, but the horse must be pre-entered.
12. No premiums are paid on showmanship or timed events.
13. A horse may only be shown in one western pleasure class.
14. Age of an exhibitor is their age on January 1, 2023.
15. Exhibitors are encouraged to complete Skill Level 1 written and practical tests by the date of the show to be eligible to participate. 7-8 year olds will walk-trot only. Horseless horse members need to complete the written test only.
16. Horseless Horse Class: horseless horse project members may ONLY exhibit in the horseless horse showmanship class with another member's properly ID horse.
17. All around and reserve all around awards will be given for each age group on a one horse/one exhibitor basis. Points will be awarded based on the number of horses in a class. For example, if there are ten horses in a class, the top blue or purple award winner will receive 10 points, reserve 9 points, etc. All disqualifications or "no-times" will receive one participation point.
18. The obstacles in the 4-H Trail Class will be selected from the current Kansas 4-H Horse Show Rule Book.
19. Registration begins at 7:00am, a mandatory exhibitor meeting at 7:45 am and show begins at 8:00 am.

Classes:

1. Pony and Non-Stock horse Geldings, 3 years & under
2. Pony and Non-Stock horse Geldings, 4 years & older
3. Stock type Geldings, 3 year & under
4. Stock type Geldings, 4 year & older
Grand & Reserve Grand Geldings (all 1st & 2nd blues from classes 1-4)
5. Pony and Non-Stock horse Mares, 3 years & under
6. Pony and Non-Stock horse Mares, 4 years & older
7. Stock type Mares, 3 years & under
8. Stock type Mares, 4 years & older
Grand & Reserve Grand Mares (all 1st & 2nd blues from classes 5-8)
9. Senior Showmanship (14 and older)
10. Intermediate Showmanship (9-13)
11. Junior Showmanship (7-8)
12. Horseless Horse Showmanship

15 minute break

13. Hunter Under Saddle, 14 & older
14. Hunter Under Saddle, 9-13
15. Hunter Under Saddle, 7-8*
16. English Equitation, 14 & older
17. English Equitation, 9-13
18. English Equitation, 7-8*

20 minute break, last 5 minutes for 2 year old western pleasure entries.

19. 2 Year old Western Pleasure, exhibitors 9-18
20. Pony and Non-stock Western Pleasure, 14 & older
21. Pony and Non-stock Western Pleasure, 9-13
22. Pony and Non-stock Western Pleasure, 7-8*
23. Gaited Pleasure
24. Western Pleasure, stock type, 14 & older
25. Western Pleasure, stock type, 9-13
26. Western Pleasure, stock type 7-8*
27. Pleasure Pairs
28. Western Horsemanship, 14 & older
29. Western Horsemanship, 9-13
30. Western Horsemanship, 7-8*
31. Gaited Horsemanship
32. Working Ranch Horse
33. Trail, 14 & older
34. Trail, 9-13
35. Trail, 7-8*
36. Reining, pattern 2, 14 & older
37. Reining, pattern 2, 9-13
38. Reining, pattern 2, 7-8*
39. Pole Bending, 14 & older
40. Pole Bending, 9-13
41. Pole Bending, 7-8
42. Barrel Racing, 14 & older
43. Barrel Racing, 9-13
44. Barrel Racing, 7-8
45. Flag Race, 14 & older
46. Flag Race, 9-13
47. Flag Race, 7-8

*walk-trot or walk-jog only.

4-H DEPARTMENT 6 - POULTRY

Superintendent: Shannon Crouch

Check-in poultry: Wednesday, July 12, 5:00 to 8:30 PM

Poultry Judging: Thursday, July 13, 9:00 AM

Poultry Showmanship: Thursday July 13, approx. 10:30 AM

Poultry Check-out: Saturday, July 15, 8:00 PM

All Entries Are To Be In Place By 8:30 P.M. on Wednesday Evening.
Site Premise ID Number (if you have one) must be on lower part of entry tag

Rules

1. **Member must be enrolled in the poultry project, own the poultry by May 1, and poultry to be shown at the fair must be pre-registered with the Extension Office by June 2, 2023. Entries received after that time will not be eligible for Grand and Reserve Champion.**
2. Exhibitors limited to no more than five entries in any one class (Classes 1-13). Total number of exhibits overall per exhibitor may be limited based on cage availability.
3. Exhibitors limited to no more than five total entries in Classes 14-16. Number of exhibits may be limited depending on cage availability.

4. All entries will be judged and receive a ribbon, however premiums will only be paid on each exhibitor's top 5 placings.
5. Only those entries receiving a blue ribbon award or better will be eligible for State Fair competition. Ages 9-18 can participate at State Fair.
6. **Numbered leg bands or wing clips are required.**
7. Pullorum typhoid testing will not be required for the 2023 county fair. It will be required at the 2024 fair and every fair 5 years after. Pullorum typhoid testing will still be required for the state fair.
8. Exhibits must be labeled with the official poultry entry tag which is available at the Sedgwick County Extension Education Center. The 4-H exhibitor tags used in other areas will NOT be accepted. **Be prepared to fill out all the necessary entry tags on the testing day or before!** These completed tags are needed to set up for the show.
9. Exhibitors are responsible to feed, water, and care for their poultry daily, including the cage area. Please bring appropriate waters and feeders. Please provide plastic type cups that can be hole-punched and tied to the sides of the cages. Large Fowl birds **MUST** have large cups for water. Large ducks, geese, & turkeys **MUST** have extra-large containers for water.
10. Any poultry showing signs of illness or disease will be barred from entry.
11. Exhibitors are expected to monitor the poultry barn for at least 6 hours during the 4 days of the fair. Sign-up sheets will be available at check-in.
12. Herdsmanship - See Department 5.

- Class 1 Standard Breeds (Purebreds), Large Fowl -- Old Cock
- Class 2 Standard Breeds (Purebred), Large Fowl - Old Hen
- Class 3 Standard Breeds (Purebreds), Large Fowl -- Cockerel
- Class 4 Standard Breeds (Purebred), Large Fowl - Pullet
- Class 5 Standard Breeds (Purebreds), Bantams - Old Cock
- Class 6 Standard Breeds (Purebreds), Bantams -- Old Hen
- Class 7 Standard Breeds (Purebreds), Bantams - Cockerel
- Class 8 Standard Breeds (Purebreds), Bantams -- Pullet
- Class 9 Production Pullets -- 3 standardbred, crossbred, or straincross pullets to be judged on egg production qualities only.
- Class 10 Production Hens -- 3 standardbred, crossbred, or straincross hens to be judged on egg production qualities only.
- Class 11 Dual Purpose Pullets - 3 such as Rhode Island Red, New Hampshire, Plymouth Rocks, etc.
- Class 12 Dual Purpose Hens - 3 such as Rhode Island Red, New Hampshire, Plymouth Rocks, etc.
- Class 13 Meat-Type Chickens -- 3 standardbred, crossbred, or straincross birds of the same sex to be judged on meat production qualities only.
- Class 14 Turkeys, all breeds, 1 bird of either sex.
- Class 15 Ducks, all breeds -- 1 bird of either sex.
- Class 16 Geese, all breeds -- 1 bird of either sex.
- Class 17* Exotic Birds - EXHIBITION ONLY

Classes 1-8 and 11-12 will be judged primarily on the basis of exhibition qualities described in "The American Standard of Perfection."

- Old Over 1 year old
- Young 6 months to 1 year old
- Cock Male bird over 1 year of age
- Hen Female bird over 1 year of age
- Cockerel Male bird under 1 year of age

Pullet Female bird under 1 year of age

Poultry Showmanship – Immediately following the judging of the birds.

1. Open to any 4-H'ers exhibiting poultry at the Fair.
2. The bird used in showmanship must be entered in the Fair in one of the classes as outlined above.
3. A copy of the scoring sheet can be obtained from the Extension Office.
4. This is a participation ribbon event.
5. Previous experience is NOT required.

Class 18 Junior - Age 7 to 8 as of January 1, 2023

Class 19 Intermediate - Age 9 to 13 as of January 1, 2023

Class 20 Senior - Age 14 to 19 as of January 1, 2023

Pigeons

Exhibitor may enter no more than five entries per class. All birds must be banded. Birds must have seamless bands in order to compete in the young bird class; otherwise, they will be judged in the old class. **Exhibitors are responsible to feed, water, and care for their birds daily. Please bring appropriate waters and feeders.**

Class 21* Old Cock

Class 22* Old Hen

Class 23* Young Cock

Class 24* Young Hen

* No State Fair Class

4-H DEPARTMENT 7 – RABBITS

Superintendents: Krisjan Phelps

Check-in rabbits: Wednesday, July 12, 6:00 to 8:00 PM

Showmanship Contest: Wednesday, July 12, 6:00 to 8:00 PM

Rabbit Judging: Thursday, July 13, 9:00 AM

Check-out rabbits: Thursday, July 13, 4:00-6:00 PM

Note: Pre-registration due by June 2, 2023. Entries received after that time will not be eligible for Grand and Reserve Champion.

Rabbits not removed from the barn by 6:00 PM should be entered in the Open show. (see Open show rules) *4-H rabbits still in the barn after *Thursday at 8 PM* must remain until Open check-out on Saturday at 8:00pm.

SPECIAL RULES:

1. All exhibitors must be enrolled in the rabbit project for the current 4-H year. Rabbits must be owned by and in the possession of the exhibitor by June 2, 2023.
2. All rabbits are to be tattooed in the left ear BEFORE entry.
3. It is strongly recommended that all exhibitors attend at least one Hare Raiser monthly meeting prior to entering the fair.
4. Judging will be based on specifications in the current ARBA STANDARD OF PERFECTION.

5. Crossbred rabbits will be judged on their meat and fur qualities. Only first and second year rabbit project members may enter crossbreeds. There is no State Fair class.
6. Exhibitors are responsible for feeding, watering and caring for their own rabbits.
Please bring appropriate crocks and feeders for your breed and the weather.
7. 4-H rabbit owners are expected to handle their own animals and should plan to carry them to and from the judging table at the appropriate time.
8. If a rabbit is determined to be ill, the 4-H exhibitor will be asked to remove it from the show.
9. Sedgwick County 4-H rabbit project members may qualify to take rabbits to the State Fair by receiving a blue or purple ribbon at the January Clinic/Show, June Show or the Sedgwick County Fair. Showmanship rabbits **must** be entered in the fair.
10. Only rabbits exhibited may be sold. Superintendents must be notified of rabbits for sale and those sold. (This is private sale only)
11. Youth can show a second time by entering in the Open show, however, rabbits must be pre-entered per Open show rules.
12. This show is for 4-H Rabbit Project members only. Please make sure you are enrolled in this project before entry.
13. Exhibitors that qualify a junior or intermediate rabbit at their fair or qualifying show must show the rabbit in the correct class according to its age and weight at State Fair time. Pre-junior (under 3 months) classes only available in the following breeds: Argente Braun, Beveren, Blanc de Hotot, Californian, Champagne D'Argent, Checkered Giant, American Chinchilla, Giant Chinchilla, Cinnamon, Creme D'Argent, New Zealand, and Palomino. Juniors (under 6 months). Intermediate (6-8 months) classes only available in the following breeds: American, Giant Angora, Argente Braun, Beveren, Blanc de Hotot, Californian, Champagne D'Argent, Checkered Giant, American Chinchilla, Giant Chinchilla, Cinnamon, Crème D'Argent, Flemish Giant, English Lop, French Lop, New Zealand, Palomino, Satin and Silver Fox. Senior, six months of age or over for breeds other than those listed as having Intermediate classes, eight months of age or over for breeds having Intermediate classes.
14. Awards for the top 7 placings per exhibitor will receive premiums. All exhibits will receive ribbons.

AWARDS for Best of Breed, Best Opposite of Breed, Champion & Reserve Rabbit, and Showmanship are donated by Sedgwick Co. Hare Raisers Rabbit Project Club.

All 4-H members must complete an entry form available from the Extension Office, superintendents, or at the May Hare Raisers meeting. This form includes the 4-H member's name, club, age, the rabbit's ear number, breed, variety, sex and age. Pre-entries will be accepted at the Extension Office until **June 2, 2023**. Late entries will be accepted as space permits.

[ARBA Recognized Rabbit Breeds and Varieties](#)

- | | |
|----------|--|
| Class 01 | Senior Buck 8 months and over for breeds with Intermediate classes; six months and over for all other breeds |
| Class 02 | Senior Doe 8 months and over for breeds with Intermediate classes; six months and over for all other breeds |
| Class 03 | Intermediate Buck (see breeds listed above with Intermediate classes) |
| Class 04 | Intermediate Doe (see breeds listed above with Intermediate classes) |
| Class 05 | Junior Buck under 6 months of age |
| Class 06 | Junior Doe under 6 months of age |
| Class 07 | Pre-junior Buck under 3 months (see breeds above) |
| Class 08 | Pre-junior Doe under 3 months (see breeds above) |

Class 09 Meat pen. Three rabbits, all one recognized breed and variety (broken varieties must be same color. Minimum weight 3 ½ pounds each. Maximum weight 5 ½ pounds each, and not over 70 days of age. If they qualify at the county fair they will probably be to large for State Fair. Members may select a new, younger substitute meat pen of like quality to exhibit at State Fair.

**Specifics will be outlined on the detailed pre-entry form. Breeds are listed in the ARBA Standard of Perfection. Fur classes have been eliminated.

Showmanship**

- Class 25 Senior (ages 15-18)
- Class 26 Intermediate (ages 12-14)
- Class 27 Junior (ages 9-11)
- Class 28 Beginner (7-8)*

*No State Fair Class

4-H/FFA DEPARTMENT 8 - ROUND ROBIN

Superintendent: Livestock Superintendents

Rules

1. If a 4-H/FFA'er wins showmanship in more than one species he/she must choose which species will be shown in the Round Robin. The Reserve Champion Showman of the species not chosen would then compete.
2. The ribbon or placing of the animal in the species show has no bearing on the placing in a showmanship contest.
3. All seniors will show together at the same time.
4. All intermediates will show together at the same time.
5. Superintendents will select the animals to be used. Each species champion will show their own animal unless the superintendent deems the animal unsafe. Superintendents will assign the other 4-H/FFA'ers to an animal.
6. Superintendents reserve the right to change out animals between age divisions for the safety of the 4-H/FFA'ers or health of the animal.
7. Special practice times may be scheduled before the event at the discretion of the superintendents.
8. All participants will wear a Round Robin T-Shirt for the show.

Age Brackets:

Intermediate: 9-13 as of January 1, 2023
Senior: 14 and older as of January 1, 2023

Round Robin Show order:

1. Horses
2. Swine/Dairy Goats
3. Sheep/Dairy Cattle
4. Meat Goat/Beef

Time per round is 7 minutes.

Scoring will be 1-50 per exhibitor per species. Avoid 0's and 5's to avoid ties.

A champion and reserve champion for each species will be picked in the Intermediate and Senior Divisions. The Intermediate Champion and Senior Champion of each species will compete in a round-robin final. Intermediate and Senior will not compete against each other. Former winners of the round robin are ineligible to compete again in their age bracket.

4-H/FFA DEPARTMENT 9 - SHEEP

Superintendents: Joe and Mandi Smarsh

Note: Pre-registration due by June 2, 2023. If not pre-registered by the deadline animal will not be eligible for Grand or Reserve Champion.

Rules

(Read General Livestock Regulations)

1. Member must be enrolled in the sheep project.
2. All sheep over 8 weeks old must have an official USDA Premise Tag in their ear.
3. A veterinarian will be available to check sheep on Wednesday from 12:00-1:00 p.m. in the sheep barn, and 6:00-8:00 p.m. on the east side of the swine barn. Fifty cents per head will be charged. **Do not** unload sheep before the veterinarian checks them.
4. All sheep will be examined for fungal infections and sore mouth by a qualified veterinarian before unloading. Infected sheep will be sent home.
5. Lambs must have lamb teeth.
6. Market Lambs are to be slick shorn.
7. Insurance is encouraged at check-in (\$5.00/head)
8. Exhibitors must furnish bedding, feed, pails and other equipment.
9. In Ewe Lamb classes, superintendent may divide classes into spring born and fall born if merited.
10. Animals shown in the market classes are not eligible to show in the breeding classes and vice versa.
11. An exhibitor may show 2 market and 3 breeding animals or vice versa, not to exceed 5 total head.
12. **In all registered breed classes the exhibitor must show registration papers in 4-H/FFA's name at entry.**
13. All sheep exhibited must be free from any contagious or infectious disease.
14. All sheep shown must be owned by 4-H/FFA members on or before May 1, 2023.
15. As owner, the 4-H/FFA'er must show and set up their own animal in the arena.
16. Non-registered ewes will show in the commercial class.
17. Sheep may not use any chemical substance, except those required for treatment of injury or illness, while at the county fair. All sheep exhibitors will sign a chemical substance withdrawal and certification form at check-in.
18. Availability of tack pens is at the discretion of the Superintendents.
19. Grooming must be done by 4-H/FFA members only. Parent and other involvement must be minimal.
20. For market lamb classes there must be at least three entries to have a breed class. If there are less than three, they must be shown in the All Other Breeds class.
21. There is a manure bunker on the east side of the hog barn. Each club needs a wheel barrel to move the straw and manure to that location. Do not use the trash canisters for straw and manure.
22. Herdsmanship - See Department 5.

Prospect Lambs: For all lambs 89 lbs. and under. Any lamb under 90 lbs. is not eligible for grand or reserve grand champion.

Class 1 Prospect Lamb

Market Lambs

Class 2 Market Lambs will be shown by weight. The Superintendents will make the class divisions after all sheep are weighed in. If applicable, the Superintendents reserve the option to construct classes based on registered breeds.

Breeding Sheep- All registered classes will be divided based upon registration papers.

- Class 3 Commercial Ewe Lamb
- Class 4 Commercial Yearling Ewe
- Class 5 Registered Ewe Lamb
- Class 6 Registered Yearling Ewe
- Class 7 Pair of Commercial Ewes
- Class 8 Pair of Registered Ewes (all breeds)

Ram Lambs

- Class 15 Commercial Ram Lamb
- Class 16 Registered Ram Lamb

Showmanship**

- Class 20 Senior (ages 14-19)
- Class 21 Intermediate (ages 9-13)
- Class 22 Novice (ages 7-8)

** See rules under Department 10 - Showmanship.

4-H/FFA DEPARTMENT 10 - SHOWMANSHIP

Livestock Superintendents

Note: Pre-registration required by June 2, 2023. If not pre-registered by the deadline youth will not be eligible for Grand and Reserve Champion.

Rules

1. Fitting-Showing Contests for Beef, Sheep, Swine, Dairy, Dairy Goat, Meat Goat, and Horse Exhibitors
2. A 4-H/FFA member can compete in showmanship with any or all species he/she is exhibiting.
3. The ribbon or placing of the animal in the livestock show has no bearing on the placing in a showmanship contest.
4. The judge will place the exhibitors in the Intermediate and Senior Divisions in Blue, Red and White ribbon groups.
5. 4-H/FFA members must show their own animal.
6. All members in the livestock and dairy departments are encouraged to participate in the fitting and showing contest.

7. Each department: dairy, beef, sheep, dairy goats, meat goats, horse, and swine, will hold separate showmanship classes for novice, intermediate and senior divisions. Age is determined as of January 1, 2023.
8. Novice class is open to those 8 years of age and under as of January 1, 2023. Participation ribbons only will be awarded in this class.
9. Intermediate Division is open to 4-H members age 9 to 13 on January 1, 2023.
10. Senior division is open to 4-H/FFA members age 14 and older on January 1, 2023.
11. A champion and reserve champion for each species will be picked in the Intermediate and Senior Divisions.
12. Winners in the Intermediate and Senior Divisions only are eligible to show in the Round Robin.

4-H/FFA DEPARTMENT 11 - SWINE

Superintendents: Dusty Hague

Note: Pre-registration due by June 2, 2023. If not pre-registered by the deadline animal will not be eligible for Grand or Reserve Champion.

Rules

(Read General Livestock Regulations)

1. Member must be enrolled in the 4-H/FFA swine project.
2. 4-H ear tags are required for all swine entries.
3. All swine projects shown must be owned by the 4-H/FFA member on or before May 1, 2023.
4. All swine must be born after Dec 1 of the previous year.
5. No more than 2 market hogs and 2 breeding gilts may be entered by a 4-H/FFA'er.
6. Swine may not use any chemical substance, except those required for treatment of injury or illness, while at the county fair. All swine exhibitors will sign a chemical substance withdrawal and certification form at check-in.
7. All hogs must be free from infectious disease. Kansas has obtained Stage III status in the National Pseudo rabies program and the state is classified free of swine brucellosis. A negative pseudo rabies and brucellosis test are not required for Kansas origin swine. All market animals purchased from out of state must have papers to show negative pseudo rabies and brucellosis test. **SWINE VACCINATED FOR PSEUDORABIES ARE NOT ALLOWED IN KANSAS FOR ANY REASON.**
8. All barrows must be physically castrated. No chemical castration is allowed.
9. There is a light weight hog class (less than 220 lbs) and animals that fall into this class by their weight are not eligible for Grand Champion.
10. Exhibitors must furnish all bedding, feed, pails and other necessary equipment. All pens must be furnished with adequate bedding.
11. No oils or sprays are to be used on the animals.
12. To reduce the chances of spreading contagious diseases, we encourage all hogs to go to slaughter at the end of the show or be segregated from other swine for at least 30 days.
13. Exhibitors must pre-register with superintendents for showmanship on Wednesday night at check-in.
14. If an exhibitor must take any hog home, the hog should be isolated from the rest of the herd for 30 days.
15. There must be at least three entries for each breed class. If less than three are entered, they will be shown in all other breeds class.
16. There is a manure bunker on the east side of the hog barn. Each club must provide a wheelbarrow to move the straw and manure to that location. Do not use the trash canisters for straw and manure.

17. Herdsmanship - See Department 5.
18. Exhibitor must let the superintendent know which animals will go to auction, floor, or home following the show Thursday evening.
19. Show order will be posted by 11:00 a.m., Thursday morning, July 13.
20. Gilts may not show as market hogs and breeding gilts.
21. Breeding gilts are not eligible for premium sale.
22. Breeds will need to meet KJLS (Kansas Junior Livestock Show) breed standards.

Market Hogs (Barrows or Gilts)

- Class 1 Lightweight hogs (under 220 lbs.)
- Class 2 Heavyweight hogs (more than 300 lbs.)
- Class 3 Duroc
- Class 4 Hampshire
- Class 5 Yorkshire
- Class 6 All other breeds
- Class 7 Crossbred

Breeding Gilts

- Class 10 Duroc
- Class 11 Hampshire
- Class 12 Yorkshire
- Class 13 All other breeds
- Class 14 Crossbred

Showmanship**

- Class 20 Senior (ages 14-19)
- Class 21 Intermediate (ages 10-13)
- Class 22 Novice (ages 7-9)

** See rules under Department 10 - Showmanship.



4-H STATIC PROJECT DEPARTMENTS

General Rules for Static Exhibits

1. Exhibitors are required to pre-enter Style Revue, Creative Tables, Hand Pets, Banners, Demonstrations, and Clothing Window Display. Check schedule for deadlines.
2. Exhibitors must be a member of Sedgwick County 4-H and may exhibit only in those projects in which he/she is enrolled in the current 2022-2023 year, except for fun classes. All exhibits must be the work of the current project year. For number of exhibits allowed check each department's rules.
3. Exhibitors please refer to the schedule for check-in times of all departments.
4. Entries must be the property of the exhibitor and entered in his or her name. Exhibits must be entered at the designated time to be eligible for ribbons or premium money.
5. All exhibits must be accompanied by an exhibit tag which are available at the Extension Office or the 4-H information desk at the fair.
6. All exhibits in the 4-H/FFA Departments will use age classification based on the age of the 4-H/FFA members as of January 1 of the current year.
7. Exhibits may not be removed until 8:00pm, Saturday, July 15, 2023. Those in charge will not be responsible for exhibits left after 9:00pm.
8. By entering an exhibit 4-H/FFA members and parents agree to abide by the rules as stated in the fair book.
9. No entries will be accepted for competition unless a class is shown in this fair book. Entries may be accepted for display only, if space is available, but no premiums will be offered. All individual department rules and deadlines shall apply.
10. If there is a need to add a class in any specific department, the superintendent will consult with the agent for approval. The agent is the only one that can authorize changes.
11. Judging in all classes will be by competent, impartial and experienced judges. No person will be permitted to approach the judges while the judging is in progress.
12. All static exhibits will be judged using the consultative method. 4-H members are encouraged to visit with the judge at the assigned time but members do not have to be present at judging. You may send your items with another member or leave them with the superintendent of the department. They will be judged and there is no penalty for not being present. If you plan to participate in consultative judging see department rules to access the specific department sign-up link.
13. Junior leaders may assist at time of entry but at time of judging only those asked to assist will be allowed in the buildings.
14. The Sedgwick County 4-H agents shall have charge and control during the Fair and shall be the supreme authority on the conduct of the Fair and reserves the right to amend and add to these rules as they see fit. The superintendents of the various departments will be responsible for the departments over which they are appointed.

They will be responsible for the special rules of their respective department. Any person who violates any of the rules will forfeit all privileges and premiums. Any continuing issues should be brought to the attention of an Agent immediately.

15. Exhibits on the grounds shall be under the general control of the 4-H agents and while every precaution will be taken for safe-keeping, neither the agents nor the superintendents, shall be responsible in case of loss, damage or accident that may occur. Due diligence will also be used to safeguard and prevent injuries to persons, but 4-H and Extension Board will not be responsible in case accidents do occur.
16. Ribbons will be left with the exhibits while they are on display.
17. Trophies and Special Awards will be dependent on securing sponsors.
18. The Danish System, where each exhibit is placed in a ribbon classification, will be used. Premiums: Purple - \$1.25, Blue - \$1.00, Red - .75, White - .50 and may be picked up at the Extension Office from August 8th until August 31st. Any premiums not picked up by that date will be forfeited and will remain the property of the 4-H Department. A Grand and Reserve Champion class winner may be selected from all purple ribbon winners in each class with at least 5 entries, may be a junior, intermediate or senior age youth. The judge may choose not to award a Grand and Reserve Champion if purple ribbon winners do not merit. An Overall Department winner will be selected from all grand champion ribbon winners regardless of age group.
19. No alcoholic beverages are allowed.
20. No virtual entries or consultations will be held.
21. State Fair Eligibility
 - State Fair exhibitors must be 9-18 year olds (4-H age).
 - Purple Ribbons designate eligibility for State Fair.
 - In departments that don't use purple ribbons, blue ribbons are eligible.
 - Exception: Arts and Crafts - see department rules.
 - Entries for participation in the Kansas State Fair should be completed during county fair at the 4-H Fair information desk any time before exhibit check-out.
22. Difference in opinions are a part of life. To ensure consistency and fairness, a written process is necessary to respond to and resolve 4-H issues and complaints in a manner that teaches good character, life skills, and positive youth development. All grievances must be submitted to 4-H Staff using the official grievance form and signed by the petitioner. Form can be found [here](#).

4-H DEPARTMENT 12 – CLOTHING AND TEXTILES

Superintendent: Carolyn Harms and Elaine Klineck

Rules

1. Exhibits must be entered by Thursday, 10:00 a.m. Check schedule at front of Fair Book for judging times.
2. Member must be enrolled in the project.
3. Garments must have been made in the current 4-H year. They may have been worn, but should be carefully laundered or cleaned.
4. Exhibits must be labeled with the official entry tag and a cloth ID label. Make your own ID label from a piece of fabric approximately 2 1/2 x 3". Write your name and club on this with a permanent marker. This is for identification purposes only. Attach the cloth labels on back neckline of blouses and dresses; on waistband at center back on shorts and skirts.
5. A maximum of seven (7) items may be exhibited.
6. Exhibitors who receive a purple ribbon, and are age 9 or older by January 1, 2023, can enter one exhibit at the State Fair.

7. 4-H'ers are asked to label articles made of wool or wool blend yarn for consideration for the Best Wool Item Award. To be eligible for this award, the item must be at least 60% wool.
8. Care labels are not required. 4-H'ers should still obtain fabric care information at the time of purchase.
9. Exhibits may be covered if clear plastic is used.
10. Recycled Clothing Project – An item made of at least 50% recycled material redesigning a garment, re-purposed a clothing item for a new use, etc. Must include sewing of some kind. **An index card (no larger than a 4"x6") MUST accompany entry describing the recycled materials and how they were used in the item.**
10. The exhibitor is encouraged to attach an index or photo, no larger than 4"x6" card with the entry form to give the judge any information that the exhibitor thinks would be helpful for the judge to know.

- Class 1* An article, garment or outfit constructed by a 7-8 year old exhibitor
- Class 2 An article, garment or outfit constructed by a 9, 10, or 11 year old exhibitor
- Class 3 An article, garment or outfit constructed by a 12-14 year old exhibitor
- Class 4 An article, garment or outfit constructed by a 15-19 year old exhibitor
- Class 5 Educational Display - Open to all 4-H'ers enrolled in Buymanship or Construction. Share with others what you learned in this project. If a poster, it must not be larger than 22" x 28". May be a notebook or other display. Take care to select durable materials that will withstand Fair conditions. Total display space must be no more than 12" high by 12" deep and 18" long. NO card table displays are allowed. Name and club must be clearly marked on educational exhibits.
- Class 6* Window Display - Open to all 4-H'ers enrolled in Buymanship or Construction. Use garments from clothing phase. Exhibitor responsible for props. 32"Hx30"W tri-fold backdrops and bust forms are available on a first-come-first-served basis. Include in the display, an information sheet -- no larger than 8½ x 11" – that explains the purpose, occasion, cost, how the item fits in your wardrobe plan, and any other pertinent information about your clothing display entry. You may display accessories. (Include only one shoe, fasten jewelry, scarfs, bags, etc., securely. Accessories ONLY may be removed after judging. Notify 4-H Building staff prior to removal. Pre-register through the 4-H Office as listed in the front of this book.
- Class 7 Recycled Clothing Project

*** No State Fair Class**

4-H DEPARTMENT 13 - CLOVERBUDS

Rules

1. Exhibits must be entered by Thursday, 10:00 a.m. Check schedule at front of Fair Book for judging times.
2. Open to all those 5-6 year olds who are enrolled in the Cloverbud Program.
3. Each Cloverbud may enter only one exhibit which is a result of their project work.
4. Cloverbud exhibits will be displayed together in a special section of the 4-H Exhibit Building.
5. Exhibitors may visit with the judge for an evaluation and will be awarded a participation ribbon.
6. Exhibits must be labeled with the official entry tag which is available at the Sedgwick County Extension Education Center.

4-H DEPARTMENT 14 - 4-H CLUB BANNERS

Pre-entry required by June 16, 2023.

Rules

1. Exhibits must be entered by Thursday, 10:00 a.m. Check schedule at front of Fair Book for judging times.
2. This may include (but is not limited to) promoting any aspect of 4-H projects or goals. Banners may or may not follow the fair theme.
3. Banners are a two-dimensional display, depicting one idea.
4. Banners are to be no less than 12 square feet and no more than 16 square feet, with a minimum of 3 feet on one side. Banners must be hung on a rod. Banners must have rope or wire (strong enough to support weight of the banner attached to each end of rod. Banner must be ready to hang.
5. Exhibitors should avoid using copyrighted materials. Exhibits with copyrighted and/or trademarked materials will not be displayed.
6. Banners should be made of materials that permit the banner to be folded or rolled without damaging the display. Objects may not be attached to the front of banner. A label is to be attached to the back lower left-hand corner of the banner giving the name of the club, county, and year. Names of members are optional. Waterproof ink prevents smearing and is recommended for the label.
7. An exhibit entry tag should be completed for each banner. Turn the entry tag into the 4-H Extension Office staff when entering the banner at the Fair.
8. **NOTE:** There is a 4-H Division in the Fair Parade. You may check out your banner to use in the parade.

*Class 1 Club Banners **(There will not be a Banner Division at the Kansas State Fair)**

4-H DEPARTMENT 15 - CREATIVE TABLE SETTING CONTEST

Superintendent: 4-H Staff

This event is for members enrolled in the foods project. It is an opportunity to use all your skills of menu planning, table setting, and sharing your ideas with others. To make good use of time and space, this event will be held at the same time as fashion revue judging. The guidelines are:

Note: Pre-registration required by June 16, 2023. Entries received after that time will not be eligible for Grand or Reserve Champion.

Rules

1. Pre-registration due in the 4-H Office by June 16. Check schedule at front of Fair Book for judging time. Sign up for a judging time on the day of the event.
2. Each participant must provide: a card table, table covering such as table cloth or placemats, at least one complete table setting, and a centerpiece. Do not include serving pieces.
3. Complete a regular fair entry tag and place it on your display area. One entry per person.
4. All kinds of themes are encouraged: picnic, camp out, tailgate, holidays, special events, family dinner, neighborhood gatherings, receptions, teas, etc. Use your creativity and items that you have available. Buying special items just for this event

is not encouraged.

5. Include a card, no larger than 8 ½ x 11", that explains the meal theme, list the menu, and tell how the menu meets the current nutrition recommendations. Refer to www.choosemyplate.gov.
6. Criteria for judging will be: line/design/color/balance, creativity in use of materials, appropriateness and menu/nutrition selection.
7. So that more people will be able to see the creative tables, displays will be left set up until after the public fashion show that evening. Exhibits may be taken down after 8:30 p.m.

*Class 1	Level 1 – Ages 7-8
*Class 2	Level II - Ages 9-11
*Class 3	Level III - Ages 12-14
Class 4	Level IV - Ages 15 and older

*** No State Fair Class**

DEPARTMENT 16 – CROPS

Superintendent: Jeff Seiler

Rules

1. Exhibits should be as mature as possible.
2. All 4-H/FFA crop exhibits must be checked in by Thursday, 10:00 a.m.
3. Every entry must be identified by hybrid or variety name.
4. All classes calling for a gallon sample may have a 2½ -3 inch in diameter cylinder placed in a **glass gallon container** to reduce the amount of grain to three quarts.

Wheat Variety Plot Displays

The free-standing displays must not exceed the overall dimensions of 36" wide x 36" high x 18" deep (measured on the outside). Care should be taken to select durable materials that will withstand fair conditions. Displays must not require the use of electricity.

1. Exhibitors should let the Extension 4-H office know at least one week prior to fair you plan to enter an exhibit of this proportion.
2. These displays will have been planned and prepared by 4-H member enrolled in the wheat variety plot project.
3. Members must include the varieties provided in the display, but may include more varieties, if desired.

Class 01 Wheat Variety Plot Displays

Weed Control Exhibit

1. Collect, identify, press, mount, and label a minimum of 15 weeds. Try to include their roots, stems, leaves and flowers. Three of the weeds must be noxious weeds preferably found in your home county. A standard 9"x12" scrapbook may be obtained in which to permanently mount your weed specimens. Identify the scrapbook with your name and county on the inside front cover.
2. Prepare a list of the weeds mounted, showing common name, scientific name, and where it was found. Place the list in a specially identified section of the scrapbook.
3. Collect and identify weed seeds found in crop seeds. Mount them for display purposes. Place them in a specially identified section of the scrapbook.
4. Write a story on "How We Control Weeds on Our Farm" if you live on a farm. Other members write "How We Control Weeds at Home". The story should be about 300 words

in length. It must show definite methods used to control weeds. Place the story in a specially identified section of the scrapbook.

Class 2 Weed Control: Exhibit consists of the four items above.

Crops

- Class 3 Soft Red Winter Wheat (1 gal. sample) - Entries must have variety name and will be judged by varieties
- Class 4 Hard Red Winter Wheat (1 gal. sample) - Entries must have variety name and will be judged by varieties
- Class 5 Hard White Wheat (1 gal. sample) - Entries must have variety name and will be judged by varieties
- Class 6 Oats (1 gal. sample)
- Class 7 Barley (1 gal. sample)
- Class 8 Yellow Corn - 10 ears
- Class 9 White Corn - 10 ears
- Class 10 Hybrid grain sorghum, 10 head exhibit (name hybrid)
- Class 11 Other grain sorghum varieties, 10 head exhibit
- Class 12 Hybrid forage sorghum, exhibit to consist of the entire plant; no roots. (Hybrids must be named)
- Class 13 Other forage sorghum, exhibit to consist of the entire plant; no roots. (Variety must be named)
- Class 14 Alfalfa seed (1 gal. sample)
- Class 15 Other tame grass seed (1 gal. sample)
- Class 16 Alfalfa Hay. Exhibit to consist of one flake or slice from a rectangular bale, or a 10-inch section from a round bale. The flake or slice should be approximately 6" in thickness and tied securely.
- Class 17 Grass Hay - Ten inch flake or slice, six inches thick and tied in two directions. Variety must be named.
- Class 18 Soybean, bundle of 5 plants grown in current year
- Class 19 Sunflowers - Oil or Confectionery Heads - 3 heads must be submitted.
- Class 20 Sunflowers - Oil or Confectionery Seeds in Jar - 1 gallon jar must be submitted.
- Class 21 Edible field beans: Exhibit to consist of one gallon sample of seed from most recent harvest.
- Class 22 Edible field beans: Bundle of five plants (with roots intact) from most recent harvest.
- Class 23 Cotton: Provide 10 open bolls, not 10 plants. Place bolls in a bag that can breathe (not sealed plastic bag), so mold doesn't develop.
- Class 24 Cool Season Grass Hay (e.g., fescue, etc.): Ten-inch flake or slice, 6 inches thick and tied in two directions. Variety must be named.

4-H/FFA DEPARTMENT 17 – DEMONSTRATIONS & FFA SPEECH

Contest: Friday, July 14, 2023

Superintendent: 4-H Staff

Note: Pre-registration required by June 16, 2023. Entries received after that time will not be eligible for Grand or Reserve Champion.

Rules

1. A demonstration or illustrated talk must **show how** to do something.
2. Demonstrations and illustrated talks may be team or individuals.
3. The presentation should be of sufficient length to cover the topic adequately, with a maximum of 20 minutes.
4. Entries are due in the County Extension Office as noted on the front schedule. Participants will receive a time schedule before the fair.

*Class 1 7-8 years of age on January 1, 2023

Class 2 9-13 years of age on January 1, 2023

Class 3 14-19 years of age on January 1, 2023

Class 4 FFA Member speech – according to FFA guidelines

*** No State Fair Class**

4-H DEPARTMENT 18 - DOG SHOW

Superintendent: Karen Riedmiller

4-H Fair Dog Show, July 8th, 2023

Important Information: Pre-Entries due by June 10, 2023

Rules

1. Any 4-H member who is enrolled in the 4-H Dog Project may participate.
2. All dogs must be six months of age or older at date of fair to enter and 12 months of age for agility. No dog in season will be allowed to show.
3. All entries must have a current and up-to-date State 4-H Dog Show Immunization Record. Any exhibitor not able to present proof of immunization will not be allowed to show.
4. Classes of competition are showmanship, obedience, agility and Rally O. All will be open to mixed breeds and purebred dogs. A dog may be entered in only one obedience class. In Showmanship, a dog may be entered in different classes if shared by a family member.
5. In Obedience, entries may be made in a higher classification, but cannot regress in future competitions. For example, if a qualifying score (blue or purple) in Pre-Novice is received under two different judges within the 4-H year (October 1 – September 30) you will automatically move up to the Novice class the next year.
6. All entrants are required to have trained their own dog with assistance from the leader and must be enrolled in the 2022 – 2023 Dog Project.
7. Only 4-H members, preferably those enrolled in the Dog Project, may exercise dogs. Parents and other adults are not allowed to groom or help 4-H'ers with dogs prior to or during the show, a disqualification could result.
8. Any outward abuse of the dog on the fairgrounds will result in disqualification. No further invitations will be extended to this individual.
9. Any dog showing excessive aggression or attacking another dog or person on the show grounds will be asked to leave immediately.
10. All dogs must be exercised prior to obedience in the ring. Any dog fouling the ring

will automatically receive a white ribbon.

11. NO DOGS ALLOWED IN THE RING BEFORE CLASS.
12. The Sedgwick County Fair Board will not be held responsible for the loss, theft, injury or death of dogs while participating in the show.
13. Dogs must be kept on a leash at all times except when competing in "off leash" competition.
14. The "Kansas 4-H Dog Action Team" approved the following disqualifications where NO RIBBONS would be given for all classes of showmanship, obedience, agility and Rally O:
 - a. Dog/handler dismissed from the ring by the judges due to:
 - (1) Dog leaving the ring or out of control.
 - (2) Dog being overly aggressive.
 - (3) Handler using abusive language or unsportsmanlike conduct.
 - b. Baiting the dog.
15. Advancement:
 - a. Showmanship – This is dependent on the 4-H members' age
 - b. obedience – Once a team receives 2 blues or purple ribbons, under 2 different judges, they must advance to the next level.
 - c. Rally O – Once a team receives 2 blues or purple ribbons, under 2 different judges, they must advance to the next level.
 - d. Agility – Once a team receives 2 purple ribbons, under 2 different judges, they must advance to the next level.
Once a team has advanced to a new level, they cannot regress back to a lower level.
16. All show rules from the "Kansas 4-H Dog Show Rule Book" apply.

Showmanship

- *Class 1 Showmanship - Pre-Junior (ages 7-8)
- Class 2 Showmanship - Junior (ages 9-11)
- Class 3 Showmanship - Intermediate (ages 12-14)
- Class 4 Showmanship - Senior (ages 15-19)

Obedience Competition

- *Class 5 Pre Novice A (1st year 4-H'ers and 1st year dogs).
- *Class 6 Pre Novice B (second year or more members)
- Class 7 Novice
- Class 8 Graduate Novice
- Class 9 Open A
- Class 10 Open B
- Class 11 Utility A
- Class 12 Utility B

Rally O

- *Class 13 Level I (on lead)
- Class 14 Level II (off lead)
- Class 15 Level III (off lead)

Agility

- *Class 16 Pre-level I (on lead)
- Class 17 Level I (off lead)
- Class 18 Level II (off lead)
- Class 19 Level III (off lead)

*** Not a State Fair Qualifying Class**

4-H/FFA DEPARTMENT 19 – EDUCATIONAL DISPLAYS, SELF-DETERMINED, & MISCELLANEOUS PROJECTS

Superintendents: 4-H Staff

Rules

1. Exhibits must be entered by Thursday, 10:00 a.m. Check schedule at front of Fair Book for judging time.
2. All entries should show what was learned in the project and/or educate the public about the project.
3. Only entries that do not have an educational display class in any designated project can enter in this department.
4. Exhibits must be labeled with the official entry tag which is available at the Sedgwick County Extension Education Center or at the fair information desk. Maximum of 7 total exhibits.
5. Notebooks must include more than project sheets.
6. Conference judging will be offered. Sign up at time of entry.

Class 1 Club Scrapbook/Historian Book

*Class 2 Individual Member Notebooks or Scrapbook – NOTICE: For personal security, do not include member address, phone number or e-mail.

*Class3 Educational Notebook for ANY project - a 3-ring binder - Written narrative describing a 4-H project. May include goals, skills, learning, photographs, diagrams, etc. It is not a collection of information or web sites. Minimum of 6 pages (one sided).

*Class 4 Educational Posters for ANY project - 22" x 28" in size which illustrate work done in projects where posters are not part of another department.

*Class 5 Table Top Display for ANY project - which illustrates work done in projects where educational displays are not part of another department. Maximum size is a standard 3'x4' tri-fold display board.

***No State Fair Class**

4-H DEPARTMENT 20 – ENERGY MANAGEMENT

Superintendent: Janet Sprecker

Rules

1. Exhibits must be entered by Thursday, 10:00 a.m. Check schedule at front of Fair Book for judging time.
2. Only those who have met the requirement of the electric, small engine or wind energy project are eligible to exhibit in this class.
3. An exhibitor may enter a maximum of 3 total exhibits, but only one article per class. Each article to be labeled showing identification and use of article.
4. Articles may have been used, but if so, should be cleaned before exhibiting.
5. Operating instructions should be furnished for any exhibit not self-explanatory.
6. Exhibit should be able to be operable using only 110 or 120V AC or battery power. If battery power is required, batteries should be furnished at time of judging.
7. Complex electronic projects must have (1) instructions for assembly and use and (2) equipment available at the time of judging to test the exhibit.
8. A judge's score sheet is available from the Extension Office.
9. Exhibits must be labeled with the official entry tag which is available at the Sedgwick County Extension Education Center or at the information desk at the fair.

Class 1 AC Electric Project: Electric projects with a 110 or 120 V alternating current (AC)

power source. Some project examples are household wiring demonstrations, small appliances, extension cords, trouble lights, indoor or outdoor wiring boards or shop lights. Projects may be original construction or restoration. The project must be operational and meet minimum safety standards. AC projects must be 110/120 V, no 240 V exhibits are allowed, and must be constructed such that the judges have access to examine the quality of wiring workmanship.

Class 2 DC Electric Projects: Electric projects with a battery or direct current power source. This class also includes demonstration DC powered projects, electrical kits, or original projects. Examples include: wiring two or three way switches, difference between series/parallel lighting circuits or wiring doorbell switches. All DC electric projects must work with batteries supplied by 4-H'er. Projects must be constructed such that the judges have access to examine the quality of wiring workmanship.

Class 3 Electronics Projects: Electronic projects with a battery or direct current power source. This class includes electronic kits or original projects. Examples include radios, telephones, toy robots, light meters, security systems, etc. May be constructed using printed circuit board, wire wrap, or breadboard techniques. Include instruction/assembly manual if from a kit. Include plans if an original project. Projects must be constructed such that the judges have access to examine the quality of wiring workmanship.

Class 4 Educational Displays and Exhibits: The purpose of the educational display and exhibit is to educate the viewer about a specific area of 4-H electrical or electronics project. The display or exhibit should illustrate one basic idea. This class includes any educational displays, exhibits or science fair project which DO NOT have a power source, i.e., exhibits, posters or displays of wire types, conduit types, electrical safety, tool or motor parts identification or electrical terminology. Displays must be legible from a distance of 4 feet.

Exhibits will be judged in age groups:

Junior -- ages 7-8

Intermediate -- ages 9-13

Senior -- ages 14-19

Small Engines

All exhibits should involve engines smaller than 20 horsepower for classes 5 – 7.

Engine should contain no fuel in tank or carburetor. Displays are limited to 4' wide and 4' deep - both upright and floor displays.

Class 5 Display: Exhibit a display, selecting one of the following options: 1) a display identifying different engine or lawn and garden equipment parts or a display showing the function of the various engine or lawn and garden equipment parts; OR 2) a display identifying and explaining the function(s) of different special tools needed for small engine work; OR 3) a display illustrating and providing the results of any one of experiments that are included in the project books. No complete engines, lawn tractors, tillers, chainsaws are permitted for display. Maximum tri-fold size is 3' x 4'.

Class 6 Maintenance: Exhibit a display that illustrates either: 1) Routine maintenance procedures OR 2) Diagnosing and troubleshooting specific problems in an engine. No complete engines, lawn tractors, tillers, chainsaws, etc. are permitted for display, using a maximum tri-fold size of 3' x 4'.

Class 7 Operation: Exhibit an operable small engine (no more than 20 HP) overhauled or rebuilt by the member. Include maintenance schedule for the engine and a brief description of steps taken by the member overhauling or rebuilding the engine. Maximum tri-fold size is 3' x 4'. Engine should contain no fuel in tank or carburetor. Alternative ENERGY (A form of energy derived

from a natural source, such as the sun, geothermal, wind, tides or waves). All exhibits in this division are limited in size to standard, tri-fold, display boards (36" X 48") and items may not extend beyond 12" from the back board. All displays must be self-standing.

Class 8 Educational Display: Create an exhibit that addresses a focused topic related to power generated from a renewable energy source. The purpose of the exhibit is to inform and create awareness.

Class 9 Experiment: Display an experiment addressing a problem or question related to power generated from a renewable energy source. Include hypothesis, background research, variables, a control, data, findings, conclusions and recommendations for future study.

4-H DEPARTMENT 21 - ENTOMOLOGY

Superintendents: Williams Family

Rules

1. Exhibits must be entered by Thursday, 10:00 a.m. Check schedule at front of Fair Book for judging time.
2. Member must be enrolled in the 4-H entomology project.
3. A 4-H member may choose to exhibit in Collection or Educational classes or both, for the level at which they are enrolled.
4. For identification and labels, 4-H members use the "Insects in Kansas Book: 2016 Revised Taxonomy", which follows www.bugguide.net
5. Individual entries are to be placed in Plexiglas covered boxes 18" x 24" x 3 1/2" (maximum). NOTE: Boxes with glass lids will not be accepted at the State Fair. See the specific class requirements for box and specimen number limitations.
6. Exhibits must be labeled with the official entry tag which is available at the Sedgwick County Extension Education Center. Each exhibitor is also required to identify each box with two identification labels (approximately 2 x 4") bearing the exhibitor's name and county and the **class and the classification method used**. One label goes in the upper left corner of the box (inside) and the other on the lower right corner of the box (outside).
7. Exhibition of the current year's collection is encouraged. However, each specimen should have a value in itself. The "rare find" shown in a beginning phase should have a place in the more advanced phases.
8. For each collection class, two labels will be centered on the pin beneath each specimen. First (closest to the specimen) is the common name label and the second label should include date/locality. Full county name, state abbreviation and collector name on the second label is required. -Collector's name on the date/locality label is optional.
9. The specimens should be collected by the exhibitor and should focus on Kansas insects. Insects may be collected from one county into bordering states and labeled accordingly. Emphasis in judging will be placed on the overall variety of insects represented in the collection, accuracy of identification, skill and technique acquired in mounting of specimens, and overall arrangement and appearance of the collection.
10. Purchased insects are not to be exhibited in collections, but they may be used in educational displays. (revised 2016)
11. After the first year, each exhibitor should have at least 15 specimens of the required number collected during the current year.
12. Arrange specimens in the box so it can be displayed lengthwise. The sequence arrangement of the Orders in the box will be left up to the member. It is suggested to put the Lepidoptera and Coleopterans in the center of the collection

(for Intermediate and Advanced Classes to put these two orders in a box). Then work the other orders around them. (revised 2016)

Collection Classes

Eligibility – A 4-H member enrolled in the Entomology Project may exhibit in the Entomology Collection, Entomology Notebook and/or Educational Display categories. 4-H members who have been previously in Notebooks or Educational displays, need to start with the Beginning Phase of Entomology Collections, not the Introductory phase.

1. The number of orders, specimens and families required in Intermediate and Advanced classes must be included on the exhibitor's box identification label.
2. For each collection class, two labels will be centered on the pin beneath each specimen. First is the common name label and the second label is a date/locality label. Full county name, state abbreviation and collector name on the second label is required. The specimens should be collected by the exhibitor and should focus on Kansas and neighboring states.
3. Purpose of the project is to encourage identification of our Kansas insects. If there are "exotics" in the collection, they should be in a separate area, and designated as out-of-state specimens. No points are given for exotic specimens except as they may enhance the overall appearance of the collection.

Beginning Entomology I

Class 1 Collection -- Display in one standard box a minimum of 50 and a maximum of 125 species representing at least 7 orders. Follow the general rules listed for all collections. Members can exhibit in this class a maximum of three years, or until they receive a purple ribbon at the Kansas State Fair, whichever comes first. First year members only may have a minimum of 25 specimens, representing 7 orders. They may also use a cigar box, plastic box, or similar sturdy box covered with a plastic wrap or a clear plastic cover.

Class 2 Introductory Entomology Collection Notebook: Display in one 3-ring notebook a collection of photos with a minimum of 10 and a maximum of 30 insect species representing at least six different orders. Species pages should be grouped according to order. (Notebooks should contain 15 to 60 photos).

Beginning Entomology II

Class 3 Collection -- Display in one standard box a minimum of 75 and a maximum of 150 species representing at least 9 orders. Follow instructions listed for all collections above. Members can exhibit in this class a maximum of three years, or until they receive a purple ribbon at the Kansas State Fair, whichever comes first.

Class 4 Beginning Entomology Collection Notebook: Display in one 3-ring notebook a collection of photos with a minimum of 30 and a maximum of 60 insect species representing at least seven different orders. Species pages should be grouped according to order. (Notebooks should contain 50 to 120 photos). In a separate section 4-Hers should include pictures of different life stages or a series of specialized body parts (such as legs or antennae) for at least one order of insects. 4-Hers may also include photos of damage or habitat in this section.

Intermediate Entomology – (includes two family identification requirements) for details contact Cassia Williams, county wide project leader or the state fair guidelines

Class 5 Collection -- Display a minimum of 100 and a maximum of 300 insects representing at least 10 orders. Members can exhibit in this class a maximum of three years or until they receive a purple ribbon in the intermediate phase at the Kansas State Fair.

Class 6 Intermediate Entomology Collection Notebook: Display in one 3-ring notebook a collection of photos with a minimum of 60 and a maximum of 100 insect species representing at least nine orders. (Notebooks should contain 100 to 200 photos). In a separate section 4-H'ers should include pictures of different life stages or a series of specialized body parts (such as legs, antennae, specialized mouth parts, or identifying features) for at least two orders of insects. 4-H'er may also include photos of damage or habitat in this section.

Advanced Entomology – (Six family identification requirements) for details, contact Cassia Williams, countywide project leader or consult the State Fair guidelines.

Class 7 Collection -- Display a minimum of 150 and a maximum of 450 specimens representing at least 12 orders.

Class 8 Advanced Entomology Collection Notebook: Display in one 3-ring notebook a collection of photos with a minimum of 100 insect species representing at least twelve orders. (Notebooks should contain at least 150 photos). In a separate section 4-H'ers should include pictures of different life stages or a series of specialized body parts (such as legs, antennae, specialized mouth parts, or identifying features) for at least two orders of insects. 4-H'er may also include photos of damage or habitat in this section. A divider should be put in front of this section.

Educational Display

1. Share with others what you learned in this project. Exhibit any activity or learning experience related to the field of entomology. Posters must be no larger than 22 x 28". Trifold displays, maximum size is 3' x 4'. A wooden box display should be 18 x 24 x 3.5" with a clear plastic top.

Class 9	Beginner I and II Entomology
Class 10	Intermediate Entomology
Class 11	Advanced Entomology

Monarch Butterfly Educational Display Rules:

Monarch Butterflies were officially put on the Endangered Species List on July 21, 2022. Having the scientific name *Danatus plexippus*, this migratory butterfly is well known for its spectacular annual journey of up to 3,000 miles across the Americas. It is now threatened with extinction due to habitat loss and climate change. 4-H'ers can play a critical role in helping to bring habitat back for the Monarch Butterfly. They can help educate the public on ways to establish food sanctuaries for this butterfly species and help bring them back from the threat of extinction.

Class 1 Exhibits should teach the public about the Monarch Butterfly and/or ways to protect and conserve it. The information could show nectar sources for adult butterflies and food sources for caterpillars. Monarch tagging activities, collection of native milkweed and then packaging it to give to others to plant, a group working together to plant a Monarch friendly garden, etc.

- | | |
|---------|---|
| Class 2 | 4-H'ers may create a poster, notebook, standard size tri-fold, diorama, slide show or other visual display that shows information on Monarch Butterflies. |
| Class 3 | If a slide show is created, it should be presented on a zip drive along with a printed copy of the presentation. |

4-H DEPARTMENT 22 - FIBER ARTS

Superintendent: Julie Crow
Jr. Leader Amy Crow

Rules

1. Exhibits must be entered by Thursday, 10:00 a.m. Check schedule at front of Fair Book for judging times.
2. Exhibits must be labeled with the official entry tag which is available at the Sedgwick County Extension Education Center. Each garment must have an additional cloth ID label. Make your own label from a 2 ½ x 3" piece of fabric with your name and club written with permanent marker. The cloth labels must be basted on each entry. The official entry tag must be tied onto the entry. Should the entry consist of two articles, be sure to label each article.
3. 4-H'ers are asked to label articles made of wool or wool blend yarn for consideration for the Best Wool Item Award. To be eligible for this award, the article must be at least 60% wool.
4. When articles which are normally worn as a pair are exhibited, both articles must be shown together. Fasten articles together securely with yarn.
5. Special consideration will be given to articles which are of original design. Articles should have a note attached explaining the original design.
6. The exhibitor may attach an index card no larger than 4"x6" with the entry tag to give the judge any information on what parts of the exhibit they made, processes used, or other information on what parts of the exhibit they made. For all items, please indicate if item was made from a kit. For all items please indicate fiber content, and specifically if they are made of at least 90% wool. For quilted items indicate who did the quilting and binding.
7. Exhibitors are expected to be enrolled in the Fiber Art project in which they are entered. When the exhibit is a sewn garment that also includes one or more Fiber Art techniques (i.e., knitting, crochet, needle arts, or patchwork and quilting), the determination of what division (Clothing or Fiber Arts) and class in which to enter will be left with the 4-H participant.
8. All exhibits that need to be hung **MUST** have the appropriate hanger, rod, wire or other mechanism attached in order to be properly displayed. All other entries must be wrapped in large, clear plastic bags or in zip lock bags.
9. There are no age-specific classes in Fiber Arts. The exhibitor's age and years in the project will be considered by judges.
10. Garments shall be carefully laundered or cleaned before being exhibited.

Fiber Arts -- A member may enter a total of seven (7) items in Classes 1-7.

- | | |
|---------|---|
| Class 1 | Crochet, an article including felted items. |
| Class 2 | Knitting, an article made either by hand or by knitting machine including felted items. |
| Class 3 | Needle Arts, an article created by hand using any of the following techniques such as: embroidery and cross-stitch, needlepoint, candle wicking, crewel, lacework, and/or applique. |

- Class 4 Patchwork and Quilting, an article. It is acceptable practice for the exhibitor to create the patchwork or quilted article and have someone else quilt it. Attach a note indicating who did the quilting and who did the binding.
- Class 5 Rug Making, a rug. Acceptable techniques include braiding, latch hook, tying, floor cloth, etc. The finished product should be an item that would be an item used in the home.
- Class 6 Spinning, a skein
- Class 7 Weaving, a woven article. Members should attach information about the type of loom or process used. Woven wood reed basket, should be exhibited in Visual Arts.
- Class 8 Ethnic Arts, an article, such as: batik, Swedish huck towel weaving, mud cloth, bobbin weaving, tatting, etc.
- Class 9 Macramé, an article
- Class 10 Fiber Arts Educational Notebook - Share with others what you learned in this project about a particular Fiber Art. Exhibits should be in the form of a notebook or binder. The notebook should include a narrative section describing the fiber art. It should include a clear description of the project, technique, budget, supplies, goals, accomplishments, successes, failures, and future plans. It may include samples of techniques, how-to's, photographs of completed projects, or other ways of educating others about fiber arts.
- NOTE:** a collection of brochures, web pages, patterns, record book forms, etc. does not constitute an educational notebook. Follow copyright laws as explained in the General Rules as you are preparing your exhibit. Name, local unit and fiber art covered must be clearly marked in the notebook.

4-H DEPARTMENT 23 - FOODS & NUTRITION

Superintendent: Martina Holmes and Amy Hiebert

Rules

- Food exhibits must be entered by Thursday, 10:00 a.m. if you are **not** participating in consultative judging. Check schedule at front of Fair Book for judging times.
- If you are participating in food consultative judging, food items can be brought at your scheduled consultative judging time.**
- Recipes are required! They may be any size handwritten, typed, or photocopied and should include exhibitor's name and club.
- Cloverbuds should enter their food item in the Cloverbud Department in the main area, not in the Food Department.
- Conference judging is for the benefit of the 4-H'ers. Parents and leaders are welcome to accompany the 4-H'er and listen to the judge's comments. However, the judge will direct the comments and questions to the 4-H'er. 4-H'ers should be present at the time of judging. If 4-H'er is not present, exhibit will be judged but the conference method will not be used.
- Classes 1-14 open only to 4-H Foods members enrolled in the project. Members may exhibit a total of 7 entries in this division. Educational displays and gift baskets are to be included in the total maximum count of 7 entries. Limit of 1 gift basket per exhibitor.
- Members may enter their choice of non-perishable food products. Any variety/type/kind/style of baked product such as (but not limited to the following): cookie, quick bread, yeast bread, muffins, cakes, cupcakes, rolls, pies, etc., may be entered. Trail mix types*, snack mix*, fruit leather, decorated food item*, etc. are also acceptable entries.
- The entire product must be entered uncut. Any baked product that can be removed from the pan should be placed on paper plates or cardboard and placed inside plastic bags and packaged air-tight. This would include: cakes, breads, loaf quick breads,

yeast breads, and other specialty baked items. For those items that cannot be removed from the pan, exhibit in a disposable container. For other entries, exhibit as follows: 3 cookies, 3 brownies, 3 bar cookies, 3 muffins, 3 yeast rolls, 3 bread sticks, 3 biscuits, etc. For snack mixes, enter 1 c. of the mix in a plastic bag. Fruit leather should be prepared as a single serving. All foam and angel food cakes shall be exhibited in an upright position with top crust showing except for those cakes made with special designs such as Bundt cakes. Bundt cakes should have top crust side down. Decorated food items may be entered but they are not eligible for state fair.

9. No alcohol should be included as an ingredient in food entries. Entries with alcohol in the recipe will be disqualified and not be judged. (As per state fair guidelines)
11. Exhibits must be labeled with the official entry tag. Place entry tag and recipe in zip lock bag or envelope and attach to the outside of the exhibit.
12. A food sale will be available for those wanting to sell their food exhibits. A committee will determine the prices of exhibits to be sold. The money will go to Teen Council.
13. For food safety purposes flavored oils, "canned" bread or bread or cakes in a jar, or food requiring refrigeration will not be judged. Refer to K-State Research and Extension publication, *Food Safety Recommendations for Acceptable Fair Exhibits*, for information to help you make informed, safe food preservation exhibit decisions.
14. Standard sizes for loaf breads are 4"x8" or 5"x9". Standard sizes for cakes are 8" or 9". Mini sizes are not acceptable.
15. For food safety purposes these items **WILL NOT BE ACCEPTED**: Any item with cream cheese frosting, cheesecake, any cake, bar or baked items with a filling made with eggs including custard type filling or cream cheese based filling; uncooked eggs, uncooked flour, cream pie or a pie with whipped topping. Alcohol is not allowed as an ingredient in any food product. It will be disqualified.
16. The exhibitor may attach a 3" x 5" index card to give the judge any information which the exhibitor thinks would be helpful for the judge to know.
17. **Food Gift Package** – No alcoholic beverages will be accepted. A food gift package must contain at least 3 different food items (prepared for human consumption), made by the 4-H'er, in a suitable container no larger than 18" x18" x 18". Prepared food items must have recipes attached with the entry. Additional homemade food items beyond the 3 minimum, or purchased items may also be included in the gift basket. On an attached 3" x 5" card, describe in 50 words or less, the purpose of your gift basket. On the back of the note card, answer these questions:
 - A. What is the intended use?
 - B. What food safety precautions have been taken during and after preparation? Food items will not be opened for sampling.
 - C. Cost including: cost of food items/ingredients, container and accessories. If you are using items on hand or that were given to you, include the approximate retail cost. You may also include any other relevant information about your gift basket costs.
18. Educational Exhibits - If a poster, it must not be larger than 22" x 28". May be notebook or other displays. If the exhibit is a display, maximum size is a standard 3'x4' tri-fold display board. NOTE: A collection of recipes in a recipe box does not constitute an educational exhibit.
19. New class for ages 12 and over - Modified non-perishable food product. Product must be modified from original recipe to nutritionally enhance the food product. Attach one - 8 ½ x 11 inch page (front and back) that includes Original Recipe, Modified Recipe, and Narrative to describe modifications made, why modifications were made and lessons learned such as nutritive value, and possible changes in appearance, doneness, aroma, flavor, tenderness and/or texture.

20. **New Rule: For food safety purposes, any entries with frostings and fillings must calculate the amount of sugar in the frosting/filling recipe only. Calculation must

be attached to entry, or the placings will be lowered one ribbon when judged. Frosting and fillings need to contain more than 65% sugar for safety. Examples on how to calculate this percentage are included in the publication located at: <https://bookstore.ksre.ksu.edu/pubs/MF3544.pdf>

RECIPES ARE REQUIRED.

- *Class 1 For 7- 8 year old exhibitors; a non- perishable food product (such as snack mix, bar cookies, drop cookies, etc.)
- *Class 2 Educational display prepared by 7 - 8 year old exhibitor
- *Class 3 Food Gift basket prepared by 7 - 8 year old exhibitor
- Class 4 For 9 – 11 year old exhibitors; a non-perishable food product (such as cookies, quick breads, simple cakes, etc.)
- Class 5 Educational display prepared by 9 - 11 year old exhibitor
- Class 6 Food Gift basket prepared by 9 - 11 year old exhibitor
- Class 7 For 12 - 13 year old exhibitors: a non-perishable food product (such as layer cakes, quick breads, yeast breads, pie, etc.)
- Class 8 Educational display prepared by 12 - 13 year old exhibitor
- Class 9 Food Gift basket prepared by 12 - 13 year old exhibitor
- Class 10 Modified non-perishable food product prepared by 12 - 13 year old exhibitor
- Class 11 For 14 - 18 year old exhibitors: a non- perishable food product (such as layer cakes, yeast bread, international baked items, etc.)
- Class 12 Educational display prepared by 14 - 18 year old exhibitor
- Class 13 Food Gift basket prepared by 14 - 18 year old exhibitor
- Class 14 Modified non-perishable food product prepared by 14 - 18 year old exhibitor

***No State Fair Class**

CAKE DECORATING – Open to all 4-H members even if not enrolled in foods project

1. General Rules for Food Exhibits.
2. Eligibility – Any 4-H member enrolled in Sedgwick County 4-H may exhibit in this area.
3. Cake types – Cakes may be flat, cut up, or layer types. Decorated cakes and decorated gingerbread are considered as two different types of entries.
4. Supporting information – Years in Food Projects, Size of tips used on item, why the design was chosen, and how this cake or decorated item could be used for a special event or occasion.
5. Criteria for Judging – Judging is based on skill in decorating the item, the creativity used for the design and taste.
6. Decorating Guidelines – All decorations must be edible (with the exclusion of plastic/wooden rods and pins used for support).

- *Class 15 Cake Decorating – ages 7-11 – One layer Cake – May include novelty or character shapes
- *Class 16 Cake Decorating –ages 12 and over – One Layer Cake – May include novelty or character shapes
- *Class 17 Cake Decorating – ages 7-11 – Multi layer Cake
- *Class 18 Cake Decorating – ages 12 and over – Multi layer Cake

- *Class 19 Cake Decorating – ages 7-11 – Tiered Cake
- *Class 20 Cake Decorating – ages 12 and over – Tiered Cake
- *Class 21 Cake Decorating – ages 7-11 – 3 Decorated Cookies
- *Class 22 Cake Decorating – ages 12 and over – 3 Decorated Cookies
- *Class 23 Cake Decorating – ages 7-11 – 3 Decorated Cupcakes
- *Class 24 Cake Decorating – ages 12 and over – 3 Decorated Cupcakes

Food for Fun – Open to all 4-H members even if not enrolled in the foods project. Follow all Food Safety Rules.

- *Class 25 Food for Fun - ages 7-11 – Chocolate Creations
- *Class 26 Food for Fun - ages 7-11 – Popcorn Specialty Product
- *Class 27 Food for Fun - ages 7-11 – Creative Food
- *Class 28 Food for Fun - ages 7-11 – 3 Drop Cookies
- *Class 29 Food for Fun - ages 7-11 – Healthy Food
- *Class 30 Food for Fun - ages 12 and over – Chocolate Creations
- *Class 31 Food for Fun - ages 12 and over – Great Grandma and Grandma's favorite recipe
- *Class 32 Food for Fun – ages 12 and over – Bar Cookies
- *Class 33 Food for Fun – ages 12 and over – Creative Food
- *Class 34 Food for Fun – ages 12 and over – Healthy Food

***No State Fair Class**

Candy Making – Open to all 4-H members even if not enrolled in the foods project.

- 1 Follow Food Safety Guidelines no items containing cream cheese will be accepted.
- 2, Candy may be cooked or no cook; dipped, molded, made in the microwave or other methods of candy preparation. Recipe must be included.
3. 4 pieces on a paper plate in a plastic bag.
4. No mixes allowed.
5. Entries will be judged on test and texture

- *Class 50 Fudge, any kind made from scratch – ages 7-11
- *Class 51 Brittle, any nut (i.e. peanut, almond, etc.) – ages 7-11
- *Class 52 Caramels – ages 7-11
- *Class 53 Toffee – ages 7-11
- *Class 54 Miscellaneous Candy – ages 7-11
- *Class 55 Fudge, any kind made from scratch – ages 12 and over
- *Class 56 Brittle, and nut (i.e. peanut, almond, etc.) – ages 12 and over
- *Class 57 Caramels – ages 12 and over
- *Class 58 Toffee – ages 12 and over
- *Class 59 Miscellaneous Candy – ages 12 and over

***No State Fair Class and no State Fair class for decorated food items, snack mix, candy or trail mix.**

4-H DEPARTMENT 24 - FOOD PRESERVATION

Judged with Foods Department

Rules

1. Exhibits must be entered by Thursday, 10:00 a.m. Check schedule at front of Fair Book for judging time.
2. Open to members enrolled in foods project.
3. Exhibits must be sealed in clean standard **canning** jars, with matching brand (use Ball lids on Ball jars, or Kerr lids on Kerr jars, etc.) two-piece lids. Ball and Kerr plaid or fruit decorated lids are permissible, but fancy padded lids, fabric overwraps or cozies interfere with the judging process and should not be used. **New colored jars are not acceptable, as the judge cannot clearly see the product.** Jars must be sealed when entered. Jelly must be in half pint or pint jar. All other products must be in pint or quart jars. Note: There are now 12-ounce canning jars available. If there is not a USDA recommended process time available for the 12-ounce jar, these may be used with a pint jar canning process recommendation.
4. Exhibits must have the official entry tag that is available at the Sedgwick County Extension Education Center. In addition, Label each jar exhibited with a label placed one inch from the base of the jar. This label must include canning method used and processing time. Recipes must be from 1995-Present AND MUST BE ADJUSTED FOR ALTITUDE based on your processing location, or it will be disqualified. Processing methods that will be disqualified include: open kettle- canning, over canning, sun canning and using electric multi-cookers labels are available at the Extension Office.
5. Recommended method of processing must be used. Follow guidelines in K-State Research and Extension Food Preservation publications or USDA's *Complete Guide to Home Canning*. Open kettle processed foods will not be accepted. Pickles and sweet spreads must be finished using the water bath process. Low acid products must be pressure processed properly for the altitude residence. The label **must** include canning method (water bath or pressure), process time, adjusted for altitude, and amount of pressure (psi) when pressure-canning method is used. **Refer to K-State Research and Extension publication, *Food Safety Recommendations for Acceptable Fair Exhibits*, for information to help you make informed, safe food preservation exhibit decisions.**
6. Sealing rings must be removable and jars clean.
7. Classes 1-6 will require one jar for each class.
8. The exhibitor may attach a 3" x 5" index card with the entry form to give any information that the exhibitor thinks would be helpful for the judge to know. Each member may enter up to seven exhibits in any combination.

Class 1 Sweet Spreads, Syrups – one jar

Class 2 Fruits, Juices

Class 3 Low Acid Vegetables

Class 4 Pickles and Relishes

Class 5 Meats

Class 6 Tomato/Tomato Products (Salsa in pints only)

Class 7 Dried Foods - One kind of dried food, to be in a small canning jar with lid, suggested amount: 1/3 to 1/2 cup, or 3 or 4 pieces per exhibit.

DEPARTMENT 25 - FORESTRY

Forestry, Leaf

1. All exhibits to be mounted on 8 ½" x 11" heavy stock paper and placed in loose leaf binders. (Magnetic or adhesive filler sheets for photographic prints are recommended.) Twigs and fruit collections may be exhibited in whatever manner you choose (maximum exhibit size 2"x3").
2. Name, club, age and year in project should be on front cover.
3. Prepare a label and place it close to the leaf on the same page. Label should include proper common names as listed in the 4-H Bulletin 4-H 334, "List of Native Kansas Forest Trees"; location (city/county); and date collected (day, month, year).
4. Exhibit only in phase(s) enrolled and only one entry per class.
5. Conference judging will be offered. Sign up at time of entry.
6. For each A division of the following classes, indicate what type of tree the leaf came from, the leaf shape, leaf margins, venation and leaf arrangement.

Class 1 Forestry Collection Beginning – Choose either A or B

A. Exhibit a minimum of 10 different leaves from native Kansas trees collected within the year. Exhibit can include non-native leaves in addition to the required number of leaf specimens collected from native Kansas trees.

B. Exhibit a minimum of 5 native Kansas trees showing leaf, twig and fruit from each species collected.

Class 2 Forestry Collection Intermediate – Choose either A or B

A. Exhibit a minimum of 20 different leaves (including 10 new specimens) from native Kansas trees. Exhibit can include non-native leaves in addition to the required number of leaf specimens collected from native Kansas trees.

B. Exhibit a minimum of 10 native Kansas trees showing leaf, twig and fruit from each species collected. This exhibit must include 5 new leaf, twig and fruit specimens.

Class 3 Forestry Collection Senior – Choose either A or B

A. Exhibit a minimum of 30 different leaves (including 10 new specimens) from native Kansas trees. Exhibit can include non-native leaves in addition to the required number of leaf specimens collected from native Kansas trees.

B. Exhibit a minimum of 15 native Kansas trees showing leaf, twig and fruit from each species collected. This exhibit must include 5 new leaf, twig and fruit specimens.

Class 4 Forestry Collection Advanced – Choose either A or B

A. Exhibit a minimum of 40 different leaves (including 20 new specimens) from native Kansas trees. Exhibits can include non-native leaves in addition to the required number of leaf specimens collected from native Kansas trees.

B. Exhibit a minimum of 20 native Kansas trees showing leaf, twig and fruit from each species collected. This exhibit must include 10 new leaf, twig and fruit specimens.

NOTE: Exhibit one complete leaf where possible. If it is too large, exhibit as much of terminal portions as possible. Sketch (in reduced scale) the entire leaf and illustrate where the exhibited portion comes from.

NOTE: A "leaflet" is incorrect when displayed as the complete leaf for the tree.

NOTE: New specimens are those specimens collected during the current 4-H year. Have samples grouped according to the year (such as "old-previous" and "new"). Variations of varieties do not count as different species or specimens.

Educational Displays

How a Tree Grows

Class 10 Display - Entry may include a project notebook with 10 or more seeds collected with pictures showing germination study **OR** a mounting of a thin section of wood cut from the end of a log or top of stump labeled with information such as kind of wood and age of tree when cut **OR** exhibit an illustration of how a tree grows.

Tree Appreciation

Class 15 Display - Entry may include a research or reporting notebook with no more than 10 pages based on the exhibitor's selected tree. This notebook may include sketches, drawings, pictures, a story, or any other things which will help tell about the tree you have selected.

Growing and Protecting Trees

Class 20 Display/Notebook: Entry requires a display, or project notebook, telling about project and pictures before, during, and after planting seedlings, a container tree, or a balled and burlapped tree. Maximum tri-fold size is 3'x4'.

Tree Culture

Class 21 Display/Notebook: Entry requires a display, or project notebook, showing your project work and includes pictures of before, during and after wood lot improvement. Maximum tri-fold size is 3'x4'.

How Forests Serve Us

Class 22 Entry may include collected wood samples (all or partial) and essay. Wood sample display to be mounted on poster board or any stiff material no larger than a 3'x4' tri-fold. Essay should be displayed in a covered container.

Educational/Creative Exhibit

Class 23 Entry must be directly related to tree identification or Forestry. Type of exhibit is open (notebook, poster, collection box, etc.) given a maximum tri-fold size of 3'x4'. Care should be taken to use durable materials that will withstand fair conditions. This is a good class to exhibit an unusual collection.

4-H DEPARTMENT 26 - GEOLOGY

Superintendent: Dave Goldack

Rules

1. Exhibits must be entered by Thursday, 10:00 a.m. Check schedule at front of Fair Book for judging time.
2. Member must be enrolled in the geology project.
3. The exhibit box should be 18" x 24" x 3½". **Plexiglas covers are required. Boxes with glass covers WILL NOT be accepted.** All specimens are to be arranged across the narrow (18") dimension of the exhibit box, making the exhibit 18" wide across the top and 24" tall exactly. If a box has a sliding Plexiglas cover, it must be removable from the top. Screws, locks, or other devices that would prevent judges from removing the cover should not be used.
4. Each specimen must be properly labeled. Hand written labels may receive a 10 point deduction.
5. Exhibitor may enter a maximum of 6 exhibits: one from the first six geology classes (Class 1 - Class 6), one from geology Class 7 (Educational display) and one from geology Class 8 (Minerals), one from geology Class 9 (Fossils), one from geology Class 10 (Rocks) and one from the lapidary classes (Class 11 and 12).

6. Geology specimens should be labeled with the number of the specimen, date collected, specimen name or description, and locality (county) where collected. Specimens must be listed as Sedimentary, Igneous or Metamorphic.
7. For geology Class 1 through 6, Class 8 and Class 10 all specimens must be collected by the participant (not purchased) from locations in Kansas; with the exception of Tri-State Mining Area specimens collected from these three adjacent counties; Ottawa County, OK and Newton and Jasper Counties, MO. Other out of state specimens will not count in the minimum number for the class, nor will they be considered in the judging.
8. For the geology Classes 1 through 6, specimens should be mounted in the box by proper groups: rocks, minerals and fossils. For geology Classes 3 through 6, fossils must be identified to the Phylum, Class and Genus level, if possible. More than one specimen of the same kind of rock, mineral or fossil genera may be exhibited if this duplication represents collection from different geological units. Specimen label must show this distinction (Fort Hays Limestone, not just Limestone; duplicate fossils and minerals must have different formation names listed on the label, such as Brachiopod Articulata Composita from the Morrill Limestone).
9. For geology Classes 5 and 6, rocks must be identified by their proper name and type. List as a Sedimentary, Igneous or Metamorphic.
10. Exhibits must include the official entry tag which is available at the Sedgwick County Extension Education Center.

Geology Classes - Collecting Rocks, Minerals and Fossils

Class 1* Display 9 specimens (7 year olds). **Not a State Fair Class.**

Class 2* Display 12 specimens (7-8 year olds). **Not a State Fair Class.**

Class 3 Display at least 15 rocks, minerals, and fossils collected during the current 4-H year. Limited to one exhibit box.

Class 4 Display at least 30 rocks, minerals, and fossils; at least 5 of each. 15 specimens must be collected during the current 4-H year. Limited to one exhibit box.

Class 5 Display at least 45 rocks, minerals, and fossils; at least 5 of each. 15 specimens must be collected during the current 4-H year. Limited to two exhibit boxes.

Class 6 Display at least 60 rocks, minerals, and fossils; at least 5 of each. 15 specimens must be collected during the current 4-H year. Limited to two exhibit boxes.

Class 7 Educational Display relating to earth science or the influence of earth science on everyday living. Examples may include: geological history, a specific rock formation, a mineral test, the species of a fossil, the various forms of one mineral, or the variations of one rock unit. Exhibit is limited to 4 feet of table space. Care should be taken to use durable materials that will withstand County and State Fair conditions.

Class 8 Mineralogy. Display a minimum of 15 mineral specimens collected in Kansas, at least 5 of which have been collected during the current 4-H year. The minerals are to be grouped by mineral class (i.e.: Carbonates, Oxides, Silicates) and at least 3 classes must be represented. The member must use one standard display box (see #1). The specimens must be labeled with the number of the specimen, date collected, name of specimen, county where collected and chemical composition (i.e.: CaCO_3 for calcite) if known.

Class 9 Fossils, Display a minimum of 15 fossil specimens collected by the participant in Kansas, at least 5 of which have been collected during the current 4-H year. The fossils are to be grouped by Phylum and Class, and at

least 3 phyla must be represented (example: Brachiopoda, Chordata, Mollusca, etc.) The member must use one standard display box (see Rule 3)) The specimens must be labeled with the number of the specimen; date collected; county where collected; formation, member, or source; Phylum, Class and Genus level, if possible, or part; and geologic age (example: Cretaceous, Permian, Pennsylvania, etc.)

- Class 10 Rocks. Display a minimum of 15 rock specimens collected by the participant in Kansas, at least 5 of which have been collected during the current 4-H year. The rocks are to be grouped by the 3 rock classes: Sedimentary, Igneous, and Metamorphic. At least one rock from each of the 3 rock classes must be represented. The member must use one standard display box (see Rule 3). The specimens must be labeled with the number of the specimen; date collected; county where collected; and name of specimen. Rock specimens must be identified by the formation and member name (example: Fort Hays Limestone Member of the Niobrara Chalk Formation) or source (example: Rocky Mountain Outwash, Glacial Till, etc.)

Lapidary Classes - Exhibit boxes are subject to Rule #3 above.

- Class 11 Lapidary. Display at least 5 varieties of polished (tumbled) specimens and 5 varieties of unpolished specimens that have not yet received lapidary treatment. These do not have to be an example of "before and after", nor do they have to be self-collected. Locales must be identified. Only those exhibiting for the first time may exhibit in this class.
- Class 12 Lapidary. Display before-and-after examples of at least 3 varieties of specimens, at least 2 tumble-polished and 2 unpolished of each. There is no requirement that the 4-H'er collect any of these. Locales must be identified. Lapidary work should be done during the current 4-H year.
- Class 13 Lapidary. Display before-and-after examples of at least 6 varieties of specimens, at least 2 tumble-polished and 2 unpolished of each. At least two varieties should be collected from the native site by the 4-H'er, at least one of which comes from Kansas. Locales must be identified. Lapidary work on at least three varieties should be done during the current 4-H year.
- Class 14 Lapidary. Display before-and-after examples of at least 9 varieties of specimens, at least 2 tumble-polished and 2 unpolished of each. At least three varieties should be collected from the native site by the 4-H'er, at least two of which comes from Kansas. Locales must be identified. Lapidary work on at least three varieties should be done during the current 4-H year.
- Class 15 Display at least 6 gemstones and minerals that have received lapidary treatment. Lapidary treatment may consist of tumbling, polishing and end or face, or flat lapping. Specimens must represent at least 3 different gemstones and include at least 3 cabochons of any size or shape, only one of which may be free-formed. A cabochon is a style of cutting in which the top of the stone forms a domed or curved convex surface. Three of the specimens must be mounted into jewelry fittings.

* No State Fair Class

4-H DEPARTMENT 27 - HAND PETS

Note: Pre-registration required by June 16, 2023. Entries received after that time will not be eligible for Grand or Reserve Champion.

Check Schedule at front of Fair Book for judging time.

Rules

1. Member must be enrolled in the hand pet project. The 4-H'er must have provided care for the pet prior to June 1.
2. Members cannot enter the same pet more than two (2) years. After that time, members may enter a notebook, poster, or display about their pet in the Educational Display Department.
3. Pets will not be stalled.
4. Exhibitors are required to provide cage or pen and supervise the exhibit as necessary.
5. (Class 1) Since aquariums are not transportable, those 4-H'ers are to prepare a poster (any size) which tells about their exhibit and includes a picture. Exception -- small portable aquarium may be exhibited.
6. Each exhibitor is limited to one entry in each class.
7. Judging will be done on condition of animal, cleanliness of cage (showmanship), and exhibitor's knowledge of the animal.
8. Conference judging will be done as you check in. Pets will be released as judged.
9. Exhibits must be labeled with the official entry tag which is available at the Sedgwick County Extension Education Center.

Class 1 Aquarium Pets (fish) Posters

Class 2 Other Aquarium Pets (lizards, turtles, frogs, etc.)

Class 3 Cats

Class 4 Hand pets (guinea pigs, hamsters, gerbils, etc.)

Class 5 Birds

4-H DEPARTMENT 28 - HOME ENVIRONMENT (with Educational Displays)

Rules

1. Exhibits must be entered by Thursday, 10:00 a.m. Check schedule at front of Fair Book for judging time. Exhibits will be displayed in the educational display area.
2. Member must be enrolled in the home environment project.
3. Exhibits must be labeled with the official entry tag which is available at the Sedgwick County Extension Education Center. Each item of a group exhibit must contain a paper or cloth ID label. Labels should be sewn or fastened securely in a conspicuous place. The exhibitor may attach a 3" x 5" index card with the entry form to give the judge any information that the exhibitor thinks would be helpful for the judge to know.
4. Only articles to be judged may be included in the exhibit.
5. Exhibits may be covered if a clear plastic bag is used.
6. 4-H'ers are allowed a maximum of 6 exhibits

Fair Exhibits

Class 1 Single Exhibit – An article (furniture, fixtures, interior or exterior, etc.) made or refinished by the 4-H member for the home. Must include attached summary.

Class 2 Design Board. Boards must be on foam core or a standard tri-fold display. Include: color scheme, wall treatment, floor treatment, samples, etc. and/or floor plan for a room. Must include attached summary.

Class 3 Notebook. Notebooks may include floor plans, swatches, colors, stories, photographs, and project records which detail what was accomplished this year with a given indication of long-term plans. Notebooks should also

include project inspiration, challenges, who helped you, and any other information that could be helpful to the judge. Additional summary is not required for Notebook exhibits.

4-H/FFA DEPARTMENT 29 - HORTICULTURE,

Superintendent: Matthew McKernan and Dorothy Seiler

Rules

1. Exhibits must be entered by Thursday, 10:00 a.m. Check schedule at front of Fair Book for judging times.
2. Member must be enrolled in the project.
3. Two publications are available online that contain tips on exhibiting flowers and produce. "Preparing Cut Flowers for Exhibits available at <https://bookstore.ksre.ksu.edu/pubs/4H826.pdf>. Exhibiting Fruits and Vegetables" is available at <https://tinyurl.com/4udk8zpk>. They may also be picked up at the Extension Office.
4. Exhibit vegetables on plates or in box flats. Exhibits in paper sacks will not be accepted.
5. Flowers used in arrangement classes do not have to be grown by the exhibitor.
6. Plant materials exhibited in all other classes must be a result of the present years 4-H work. Houseplants should be owned by the 4-H'er for at least four (4) months.
7. There is no limit to the number of entries that an individual may make in each class nor is there an overall maximum total. **List variety name on exhibit tag.**
8. It is recommended that flowers and arrangements be in disposable containers (single stems in pop bottles, arrangements in disposable plastic, etc.). If a non-disposable container is used, mark it plainly with your name and club. The 4-H Department is not responsible for the loss or damage of any vases or containers.
9. A member (age 9 and up) may enter a maximum of 4 exhibits at State Fair (according to the number qualified at the county fair). Each entry must be a different vegetable from the classes below. A County Fair exhibitor earning a purple ribbon on an out-of-season vegetable, (i.e., early peas, small vegetable) is eligible to exhibit another vegetable (i.e., yellow wax beans, small vegetable) in its place at the State Fair.
10. There will be up to 5 best of show awards given in the Plant Science division.
11. Exhibits must be labeled with the official entry tag which is available at the Sedgwick County Extension Education Center. Staple, tape, or secure with string to the container or item.
12. FFA members may enter in any of these categories.

Horticulture

Class 1 Vegetable Garden Display - Each exhibitor in this class will be limited to four square feet of space. Exhibit consists of five different fresh vegetables. Canned vegetables are not acceptable. Only one variety of each type of vegetable may be exhibited. The numbers of the five vegetables to be exhibited are as follows:

- **Large Vegetables: (One Each):** Cabbage, Cantalope, Eggplant, Large Pumpkin, Squash, Watermelon
- **Medium Vegetables (Five Each):** Beets, Carrots, Cucumbers., Decorative Gourds, Potatoes, Miniature, Pumpkins, Okra, Onions,

Peppers, Radishes, Sweet Potatoes, Tomatoes or other similar sized vegetables

- **Small Vegetables (Twelve Each):** Green snap beans, wax beans, English peas, or other similar sized vegetables
- **Small Fruits (One half pint box):** Strawberries, blackberries, raspberries or other similar sized fruits
- **Tree Fruits (5 Each):** Apples, Pears, Peaches, or similar sized fruits
- **Grapes (2 Bunches)**

A vegetable garden display should be exhibited in a tray, basket or container that can be easily moved by the fair staff. If small, fresh vegetables such as green beans are used as one of the five different vegetables, a dozen is suggested for a good display. Shelled vegetables should not be exhibited.

- Class 2 Small vegetable specimen plate (12) Ex: green snap beans, yellow wax beans, other small vegetables.
- Class 3 Medium vegetable specimen plate (5) Ex: cucumbers, cherry tomatoes, tomatoes, beets, white onions, yellow onions, red onions, bell peppers, other peppers, okra, parsnips, turnips, sweet potatoes, red potatoes, white or Russet potatoes, carrots, miniature pumpkins, decorative gourds, other medium vegetables.
- Class 4 Large vegetable specimen plate (1) Ex: watermelon, summer squash, winter squash, pumpkin, eggplant, cabbage, cantaloupe, other large vegetable.
- Class 5 Fresh Culinary herbs (6) Ex: parsley, basil, dill, etc. Six stems (or a comparable quantity) of ONE VARIETY of fresh herbs exhibited in a disposable container of water. Dried herbs are not accepted.
- Class 6 Annual Garden Flower, cut specimen, single stem, in a disposable container.
- Class 7 Perennial Garden Flower, cut specimen, single stem, in a disposable container
- Class 8 Fresh Flower Arrangement
- Class 9 Dried flower Arrangement, no fabric or plastic material allowed
- Class 10 Potted foliage plant (**not eligible for State Fair**)
- Class 11 Horticulture Mixed Planter
- Class 12 Small Fruits (one half pint box) Example: strawberries, blackberries, raspberries, or other similar sized fruits.
- Class 13 Tree Fruits (plate of 5) Example: apples, pears, peaches, or similar sized fruits.
- Class 14 Grapes (plate of 2 bunches)
- Class 15 Horticulture Notebook -Entry shall consist of a notebook or three ring binder of written narrative describing a horticulture project such as a landscape design, landscape installation, lawn renovation, water garden, flower garden, vegetable garden, lawn mowing service, landscape maintenance business, farmer's market business, or other horticultural project. 4-H'ers are encouraged to include photographs, illustrations and/or landscape drawings that help explain work done by the member. Photos taken from the same location before, during and after the completion of the project are particularly helpful. A minimum of 6 pages is suggested. Record sheets may be included but are not required. A collection of articles, resources, or catalogs is not an acceptable notebook entry.

*** No State Fair Class**

4-H DEPARTMENT 30 - PHOTOGRAPHY

Superintendent: Mike Briley and Sarah January

Rules

1. Exhibits must be entered by Thursday, 10:00 a.m. Check schedule at front of Fair Book for judging time.
2. Member must be enrolled in the photography project.
3. Each exhibitor may exhibit a maximum of six (6) entries.
4. Photographs are to be mounted across the narrow (11") dimension of an 11" x 12½" sheet of white or cream studio mount. All photos must be no larger than 8" x 10" and no smaller than 7" x 9", after trimming. No square pictures are allowed. The proportions must be maintained. Photos must be mounted with the top edge of the print 1" below the top of the mount. Board is always oriented narrow side up. The sides of the print must be equal distance from the two sides of the mount. A permanent mount must be made by using photographic adhesive. Remove the white border from the enlargement before mounting. You may purchase mounting boards from the 4-H Office.
5. The official exhibit tag must be completed and stapled to the end of a 3" x 5" card. The card is to be folded in half and wrapped around the lower left-hand corner of the mounting board, with exhibitors tag on the front side. Secure the card to the back side of the photo mount board with tape. Instructions and illustrations are posted on the web at www.sedgwick.ksu.edu with a YouTube video.
6. Photographs exhibited must be the result of the current year's project work by the 4-H member.
7. No lettering or dates are permitted on the front of the mount or on the photo, only on the form provided. No underlays or borders are to be used. No contact prints on front of mount. Photos with live subject(s) on railroad right away or taken from railroad right of way property will not be displayed and will be disqualified and not judged as per the state fair guidelines. This is a safety issue for photographers and subjects.
8. To protect exhibits from dust and moisture, it is **strongly recommended that photos be placed in a photo bag or two-gallon zip top bag. These are available at the Extension Office for a nominal fee.**
9. **A photo will be lowered one ribbon placing if improperly mounted, if dating/time stamp appears on photo, or if borders are not removed before mounting.**
10. Exhibitors with 8 or more years of 4-H photography project experience may enter two (2) qualifying prints for State Fair as long as the prints are in different classes.
11. The black and white class is for black and white only. Monochromatic prints including sepia prints are considered color photos and must be entered in the appropriate color photo class.

Class 1* A display of one (1) to three (3) of their best photos. May be either 3"x5" or 4"x6"" snapshots.

Class 2* A Picture Story not to exceed three (3) snapshots that tell a story. Mounting instructions are posted as a YouTube video at: www.sedgwick.ksu.edu

All entries in the following classes must be enlargements no larger than 8"x10" but no smaller than 7"x9".

Class 3 Color photos taken by a 4-H member with 3 years or less in the project

Class 4 Color photos taken by a 4-H member with 4-7 years in the project

Class 5 Color photos taken by a 4-H member with 8 or more years in the project

- Class 6 Black and white photos-taken by a 4-H member with 3 years or less in the project. (Black and white prints only)
- Class 7 Black and white photos – taken by a 4-H members with 4-7 years in the project. (Black and white only)
- Class 8 Black and white photos-taken by 4-H member with 8 or more years in the project (Black and white prints only)
- Class 9 My Favorite 4-H Photography
1. This is a display only class
 2. Eligible members must have enrolled in photography for ten (10) or more years.
 3. Requirements are:
 - A. Choose a total of four (4) of your favorite photos from any of the years enrolled in photography. If used in competitive exhibits, remove all data slips and stickers. If the photo is an unmounted print, mount it using standard 4-H requirement and mat board.
 - B. Develop a short biography piece.
 - Tell how when an interest in photography began.
 - Explain why each of the four photos is a favorite.
 - Share the skills learned because of photography. Think beyond camera skills and include leadership, community service, etc.
 - Tell of any mentors/leaders worked with.
 - Share workshops or camps pertaining to photography you attended.
 - Explain (if relevant) any plans to use photography skills beyond 4-H/High School.
 - Include a small (2x3) photo of yourself at the start of the biography.
 - Print the biography document and mount it on a standard mat board.
 4. Place name and Extension unit on the back of each of the 5 mat boards in the upper right-hand corner.
 5. This exhibit does not have to qualify at the county level to exhibit at the State Fair.
 6. There is no data slip required.
 7. A members who qualifies to exhibit in the class is still allowed to enter two prints and a portfolio for judging if qualifications for those classes are met.

Portfolio

Class 10 Growth Portfolio

1. Member must have been enrolled in Photography project for five years or more.
2. Exhibit will consist of 5 photos – one from each of the past 5 years of enrollment. Each photo must have been created in a different year and must be labeled with year taken and which year of enrollment it represents.
3. Photos must be 8"x10" and may be color or black and white.
4. An information sheet must accompany each photo giving brand and model of camera used to create the photo. The settings for focal length, aperture, mode and shutter speed must also be listed.

5. Skill set used to create the photo must be given and explained. Main goal for each year should be listed.
6. Beginning with photo 2, member description of GROWTH in project skill must be included on information sheet.
7. Exhibit will consist of photos arranged in chronological order of enrollment, information sheet on each photo, and all information listed in #6 and #7. A portfolio book will be required.

Career Portfolio

Class 11 Career Portfolio

1. Member must have been enrolled in Photography for 5 or more years or member must be age 15-19 and been enrolled in photography for at least two years.
2. Exhibit will consist of ten 8"x10" photos showing skill development in one of the following photography: Portraiture, Special Effects (not done with computer), Landscape, Photojournalism, Photos may have been created over multiple project years.
3. Photos may be color except if Black and White option is chosen and must be unmounted.
4. An information sheet must accompany each photo giving brand and model of camera used to create the photo. The settings for focal length, aperture, mode and shutter speed must also be listed.
5. A one-page summary should accompany the portfolio listing the goal for pursuing this area of photography and what skill were learned while doing so. Mentors should be acknowledged. Career exploration can also be described.
6. Exhibit will be presented in a notebook designed for portfolio review with pages for required information from #4 and #5.

* No State Fair Class

4-H DEPARTMENT 31 – SHOOTING SPORTS

Superintendent: Susie Klausmeyer

Rules

1. Exhibits in this division are open to educational displays or promotional posters. Follow copy right laws as explained in the General Rules as you are preparing your exhibits. Select durable materials to withstand fair conditions.
2. The exhibit size rule will be strictly enforced. Exhibits exceeding the size guidelines will be penalized one ribbon color.
3. Educational Display: must be the standard tri-fold board ONLY, must not exceed standard tri-fold: 3' x 4'; no additional table space is available for promotional brochures or display items; content not to exceed display board borders.
4. Promotional Posters: must be flat and no longer than 22" x 30"; content not to exceed display board borders. Will be displayed on wall.
5. Notebooks: no larger than 8½"x11".
6. Exhibitors must comply with state and federal laws.
7. No "live" ammunition containing propellant or explosive powders may be used in any display. An inert substitution must be used in lieu of powder and "live" ammunition, the substitution must be clearly described on the back of the poster, display or in a notebook.
8. The 4-H Youth Development, KSRE are not liable for the loss or damage of any personal property included as part of your poster, display or notebook.
9. Name, county or district, age and year in project should be on the front of the poster, display or notebook.

10. Exhibit topics regarding firearm care, handling, and shooting will only be accepted from disciplines in which Sedgwick County has certified instructor.

Class 1 Educational Display. Must be directly related to the 4-H Shooting Sports project. (standard tri-fold boards only, no larger than 3'x4').

Class 2 Promotional Poster. Must promote 4-H Shooting Sports.

Class 3 Notebook. Contents pertain to some phase, results, story or information about 4-H Shooting Sports.

4-H DEPARTMENT 32 – SCIENCE, TECHNOLOGY, ENGINEERING, MATH

Superintendent: Klausmeyer Family

STEM Ag Mechanics

Rules

1. 4-H members must be currently enrolled in the Kansas 4-H STEM –Ag Mechanics project.
2. Each exhibitor may enter one exhibit per class. Exhibits must have been constructed or repaired during the current 4-H year.
3. For the 2022 fair dimensions should not exceed 3 feet high, by 3 feet wide, by 3 feet deep. Total exhibit weight may not exceed 150 pounds(moveable by a team of two people)
4. Wheeled exhibits must utilize a breaking mechanism that prevents the exhibit from freely rolling while on display.
5. Each exhibit must be freestanding or sufficiently supported by an exhibitor supplied by an exhibitor support system that is moveable and is part of the total dimensions and weight of the exhibit as described previously. Exhibit display boards should have a portable and moveable base and examples should be firmly affixed to the board to ensure all parts of the display stay together. No exhibits may be staked to the ground for display.
6. Top heavy items should be braced or placed in a stand sufficient to prevent it from toppling over while on display.
7. Exhibits may not be bound, affixed, or attached to the fair building.
8. Painting or spot painting is not allowed on projects after arrival on fairgrounds. If wet paint is detected by judges or superintendents one ribbon placing will be deducted.
9. Repair projects having adequate original finish need not be repainted.
10. Cutting surfaces, such as blades or knives, are to have a protective covering over them to prevent injury. The covering should be easily removed and reinstalled for judging. Foam pool noodles and multiple layers of cardboard are acceptable.
11. Exhibits that include weaponry of any kind will be disqualified. Weaponry is defined as any instrument, possession, or creation, physical and/or electrical that is intended to be used to inflict damage and/or harm to individuals, animal life and/or property.
12. If the exhibit is powered by flammable liquids (gas, propane, kerosene, etc.) the fuel tank and lines should be drained and allowed to dry, to avoid spills and potential fires.
13. Electric powered (battery, corded, solar, or alternative energy) should have a primary shutoff or disconnect switch)
14. If a safety violation is noted by the judges, superintendent, or other staff, the exhibitors exhibit, at the judges discretion, will receive a deduction in ribbon placement or a participation ribbon.
15. The exhibitors name and county or district must be tagged or labeled in a prominent location on the display.
16. Each exhibit, except for display boards, must include an Ag Mechanics information packet. Entry of just a packet without an accompanying exhibit is not a sufficient exhibit.

17. Each exhibitor is required to compete the "4-H STEM Ag Mechanics Information Form" for each exhibit, except for display boards, which is available on the website or from the Extension office. This form must be attached to the outside of a 10" x 13" manila envelope. **Do not tie the envelope to the exhibit.**
18. Each exhibit information packet should include the following items:
 - a. Bill of materials for the project with associated costs, scrap items used may be listed as having a \$0.00 cost.
 - b. 1 to 5 pages of photos showing work on the exhibit, preferably from a beginning state to final or completed state.
 - c. If appropriate schematics or working drawings relating to the creation or repair
 - d. If appropriate, operating instruction.

Introductory – Level 1 (about 1-3 years of experience)

- Class 1 Level 1 - Welding display board – a 3 foot by 3 foot display board with different pieces of metal attached illustrating different types of weld, each weld being labeled.
- Class 2 Level 1 - Welding ag repair – repair of ag equipment with welding
- Class 3 Level 1 – Welding ag fabrication – creation of new ag equipment with welding.
- Class 4 Level 1 – Welding general repair – repair of non-ag equipment with welding.
- Class 5 Level 1 – Welding general fabrication – creation of non-ag equipment with welding.
- Class 6 Level 1 – Welding artistic fabrication – creation of artistic or interpretive pieces with welding.
- Class 7 Level 1 – Brazing repair
- Class 8 Level 1 – Brazing fabrication
- Class 9 Level 1 – Smithing display board – a 3 foot by 3 foot display board with different pieces of forged metal attached illustrating different forms, each form being labeled.
- Class 10 Level 1 – Smithing – A design forged with at least one formed element (twists or spirals for example)

Experienced - Level 2 (4-6 years of experience)

- Class 15 Level 2 - Welding ag repair – repair of ag equipment with welding
- Class 16 Level 2 – Welding ag fabrication – creation of new ag equipment with welding.
- Class 17 Level 2 – Welding general repair – repair of non-ag equipment with welding.
- Class 18 Level 2 – Welding general fabrication – creation of non-ag equipment with welding.
- Class 19 Level 2 – Welding artistic fabrication – creation of artistic or interpretive pieces with welding.
- Class 20 Level 2 – Brazing repair
- Class 21 Level 2 – Brazing fabrication
- Class 22 Level 2 – Smithing – A design forged with at least two different formed elements (twists and spirals)

Advanced – Level 3 (about 7-9 years of experience)

- Class 27 Level 3 - Welding ag repair – repair of ag equipment with welding
- Class 28 Level 3 - Welding ag fabrication – creation of new ag equipment with welding.
- Class 29 Level 3 – Welding general repair – repair of non-ag equipment with

- welding.
- Class 30 Level 3 – Welding general fabrication – creation of non-ag equipment with welding.
- Class 31 Level 3 – Welding artistic fabrication – creation of artistic or interpretive pieces with welding.
- Class 32 Level 3 – Brazing repair
- Class 33 Level 3 – Brazing fabrication
- Class 34 Level 3 – Smithing – A design forged with at least three different formed elements (twists and spirals and bulbs for example)

Master Level 4 (10 or more years of experience)

- Class 40 Level 4 - Welding ag repair – repair of ag equipment with welding
- Class 41 Level 4 – Welding ag fabrication – creation of new ag equipment with welding.
- Class 42 Level 4 – Welding general repair – repair of non-ag equipment with welding.
- Class 43 Level 4 – Welding general fabrication – creation of non-ag equipment with welding.
- Class 44 Level 4 – Welding artistic fabrication – creation of artistic or interpretive pieces with welding.
- Class 45 Level 4 – Brazing repair
- Class 46 Level 4 – Brazing fabrication
- Class 47 Level 4 – Smithing – A design forged with at least four different formed elements (twists and spirals and bulbs for example)

STEM Architectural Block Construction

The project is starting with an emphasis on using architectural blocks(“Legos”) to construct dioramas. Please direct project feedback to Shane Potter. This project allows youth to explore architectural design in a three dimensional space. The intent is for this program is to allow youth to explore the construction and gain knowledge through interaction with a common toy. Kits and non-diorama displays should not be displayed in this division.

1. 4-H members must be currently enrolled in the Kansas 4-H STEM – Architectural . Block Construction project to exhibit in this division.
2. Each exhibitor may enter one exhibit. Exhibits must have been constructed during the current 4-H year. The exhibit must have been selected at the county level for entry at the State Fair. Counties or districts should select only top blue or purple ribbon ABC exhibits which meet State Fair guidelines.
3. Counties are limited to FOUR exhibits to the state fair to insure sufficient space for all exhibitors.
4. Total exhibit dimensions may not exceed 2 feet high, by 2 feet wide, by 2 feet deep.
5. The minimum exhibit dimensions must be at least 6 inches wide and deep.
6. All exhibits should be placed in a sturdy see through enclosure with a top, bottom, and 4 sides. A clear turned upside down with the exhibit placed on the lid would be an acceptable enclosure. It may be desirable to place a cutting board or other hard surface between the lide and base plate of the exhibit to make it sturdy. This is to keep exhibit components from being “scattered to parts unknown” at the fair. The outer dimensions of the enclosure do not count towards the total exhibit dimensions but should not be excessive.
7. All components used in construction should be dust free, clean, free of chips, scuffs, or cracks.

8. Gaps or cracks should not be visible between assembled blocks unless they fit with the story, for an earthquake.
9. The primary building component should be interlocking blocks, commonly referred to by the brand name of Lego®.
10. Other architectural components may be integrated into dioramas to illustrate architectural aspects that may be difficult to convey with traditional interlocking blocks for example marbles for small round objects.
11. The use of existing store bought sets for major elements of the display is not allowed, use of figurines from sets is allowed as are using individual bricks to create something different than the set it came from. "Store bought" sets should be considered an arts and crafts entry. The intent of this is to ensure fairness among exhibitors and encourage maximum creativity instead of just following a set of plans.
12. Dioramas should be suitably complex and have multiple elements, for example a camp site that has a log cabin, a tree fort, and a car.
13. All dioramas should have a story, which is part of the information, that describes what is happening in the diorama; this can be as simple (the nursery rhyme "Jack and Jill" for example) or complex as needed to explain to someone looking at the exhibit what is happening.
14. Vehicles that are intended to stay in a single place should be affixed to base plates with sticky tack, hot glue, or other method.
15. Mechanical enhancements or motion elements that add motion to the diorama are acceptable and encouraged. For example, marry-go-rounds, doors, elevators, gears, marbles going down a channel, flapping wings, animatronics, etc.
16. Artistic designs for example recreating paintings like the "Mona Lisa" or "Starry Nights" and sculptures like "David" are not permitted as exhibits and one ribbon placing should be deducted. These exhibits should be displayed in Visual Arts.
17. The exhibitor's name(s) and county or district must be tagged or labeled in a prominent location on the display
18. Each exhibit must include an Architectural Block Construction information packet. Entry of just a packet without an accompanying exhibit is not a sufficient exhibit.
19. Each exhibitor is required to complete the "4-H STEM Architectural Block Construction Exhibit Information Form" which is available through your local K-State Research and Extensions office or at www.STEM4KS.com. This form must be attached to the outside of a 10"x13"manila envelope. Do not tie the envelope to the exhibit.
20. Each exhibit information packet should include the following items:
 - a. 1 to 5 pages of photos showing work on the exhibit, preferably from a beginning state to final or completed state, these help in determining where a part might go in case something comes loose.
 - b. If appropriate operating instructions for mechanical portions of the diorama.
21. **FOR COUNTY FAIRS** with consultation judging, it is recommended that the video elements be waived in favor of talking with the exhibitor.
22. **For State Fair:**
 Additionally, exhibitors are required to create a video about their project discussing their construction experiences and the architectural elements of the diorama (tell the story of what is happening in their exhibit). This allows judges to get a better understanding of the exhibit and allows youth the opportunity to fully explain their exhibit. The video should be no longer than 8 minutes and should be placed on a USB drive. These videos may also be considered for inclusion in a running video loop in the STEM area at the state fair after review by judges, superintendents, and extension staff. Adult guardians must complete the video

release included in the video look on display in the STEM area at the Kansas State Fair.

Introductory - Level 1 classes (about 1 - 3 years of experience)

Class 55 Diorama illustrating at least 2 architectural features beyond floors, ceilings, and walls

Experienced – Level 2 classes (about 4 - 6 years of experience)

Class 56 Diorama illustrating at least 4 architectural features beyond floors, ceilings, and walls, and includes 1 or more motion elements

Advanced – Level 3 classes (about 7 - 9 years of experience)

Class 57 Diorama illustrating at least 6 architectural features beyond floors, ceilings, and walls, and includes 2 or more motion elements

Master – Level 4 classes (10 or more years of experience)

Class 58 Diorama illustrating at least 8 architectural features beyond floors, ceilings, and walls, and includes 3 or more motion elements

STEM Astronomy

1. The 4-H member must be currently enrolled in the 4-H STEM - Astronomy project to exhibit in this division.
2. Each exhibitor may enter one exhibit per class. Exhibit must have been completed during the current 4-H year.
3. Telescopes entered in this division may be built from a kit or by original design. Pre-finished telescopes, which require no construction or painting are not acceptable exhibits.
4. Telescopes are limited to no more than six feet in length. They must be placed on a stationary stand that does not allow the telescope to roll and/or fall over. The stand cannot extend past two feet in length or width.
5. Each State Fair telescope exhibit must include a "4-H Astronomy Exhibit Information Form," which should be attached to the outside of a 10" x 13" manila envelope. You must also include construction plans (or a photocopy) for the telescope and place it inside the manila envelope. For notebooks, display boards, and posters, no additional exhibit information is required; no manila envelope is needed for these exhibits.
6. See the last section for full details about exhibiting posters, display boards and notebooks.
7. Two photographs showing telescope construction and operation are required. Photographs should be mounted on one side of an 8 ½" x 11" page. A brief caption should accompany each photograph. Place photos in the 10" x 13" manila envelope.
8. The telescope must be properly assembled and painted with a smooth and uniform finish.
9. Decals if used should be attached smooth and tight.
10. Telescopes designed by the exhibitor must be original, not a modification of an existing kit.
11. Exhibitor's name, county, age, and years in project must be tagged or labeled in a prominent location on the telescope.

Class 65 Telescope made from kit

Class 66 Telescope made from original design

*****If a safety violation is noted by the judges, superintendent, or other staff, the exhibitors exhibit, at the judges discretion will receive a participation ribbon.***

STEM COMPUTERS

1. The 4-H computer project teaches concepts related to computers, hardware knowledge, software programming and applications, internet safety, the building, maintenance and repair of computers and future career opportunities. Please note that the actual construction of computer hardware (i.e., building a computer, electronic devices with a mother-board based manipulation) will remain in the Energy Management division.
2. The 4-H members must be currently enrolled in the 4-H STEM – Computers project to exhibit in this division.
3. Each exhibitor may enter one exhibit per class. Exhibit must have been completed during the current 4-H year.
4. Exhibitor's name, county or district, 4-H age, and years(s) in project must be tagged or labeled in a prominent location on the exhibit, educational display, notebook, and/or poster.
5. See the last section for full details about exhibiting posters, display boards and notebooks.
6. If a safety violation is noted by the judges, superintendent, or other staff, the exhibitor's exhibit, at the 4-H agents discretion, will receive a participation ribbon.

The Kansas 4-H STEM Computer System portion of the computer project is designed to allow 4-H members to explore how information is moved from one part of the computer to the other; how information is moved between two or more computer system (networking); how information is stored; or how information is acted on (programming).

Any item which IS NOT a notebook, display board, or poster displayed in this class is considered a "computer system" exhibit and MUST follow the rules set forth below.

7. All exhibits must be:
 - a. Self-contained on a USB drive (thumb drive, flash drive, jump drive, or other any other name for a small USB storage device; the rules will use "USB drive"). This means that a judge can plug in the USB drive into a computer and be able to run the exhibit as described below.
 - OR
 - b. System -On-A-Chip (SOC) (such as Raspberry Pi) or a Micro-Controller (such as an Arduino or Ozobot) AND is a compact (less than 8"X 8"X 8") system, which can be programmed AND requires minimal assembly to operate (e.g. connecting power, display, and keyboard/mouse cables). Referred to as a "chip system" through the rest of the rules.
8. Physical computers such as tablets, smart phones, laptops, or personal computers (PCs) will not be accepted as an exhibit.
9. "Chip system" may use/include GPIO bread boards or HATs (Hardware Attached On Top) the size of which is not included in the size of the chip system however the total size of the chip system and GPIO devices may not exceed 24"X24"X24" including any protective enclosures.
10. Any attached GPIO devices are not judged for electrical construction or quality as this division is focused on the operational aspects of the system that have automated articulated structures (arms, wheels, grippers, etc.) which the exhibitor constructed, can also be classified as a robot, and the exhibitor must decide which division to exhibit in as the exhibit may not be entered in the both divisions.
11. For chip system, all electric components of the system must be adequately covered or concealed with a protective enclosure. Paper is NOT considered an adequate enclosure or covering for the electrical components.
12. All revisions of all forms previously released for the STEM division either undated or dated prior to current year are void for use and new forms must be obtained and used

that are dated by the Kansas State 4-H Office for the current year. Use of old forms will result in the loss of one ribbon placing for exhibits.

- 13 For all computer system entries, the following items are required as part of an exhibit packet:
 - a. A manila envelope with the Computer Exhibit Form attached to the front, this form can be downloaded at www.STEM4KS.com.
 - b. A USB drive labeled with the 4-Hers name, county/district, and club; in a way that does not prevent it from being plugged into a computer.
 - c. For exhibits that are entered on USB drives, at least one (1) graphic (picture, screen shot/capture, slide, etc.) of the project must be printed out on an 8.5" X 11" sheet of paper, **placed in a plastic sheet protector**, to allow for proper display and recognition at the Kansas State Fair. This is what will be displayed during the fair, all other materials will be sent back to the county/district office. On the back side of the graphic the 4-Her's name, county/district, and club should be listed.
 - d. Instructions to run any part of the exhibit on the USB drive. (There should be at least three (3) items in your manila envelope: USB drive, graphic and instructions).
14. Each exhibit must be accompanied by a "4-H Engineer's Journal." The engineer's journal should be typed. It can either be included electronically on the USB drive (preferred) or printed and placed in the manila envelope.
 - a. The "4-H Engineer's Journal" should start with a dated entry describing what the 4-H member is trying to accomplish/build.
 - b. The "4-H Engineer's Journal" should conclude with a dated entry describing what the 4-H member achieved in creating. (The start and end many times will be different. The judges are interested in the journey).
 - c. Additional entries in the "4-H Engineer's Journal" should be made as progress occur describing successes and failures; as well as the steps done and any sources of information including links used.
 - d. Pictures can also be included in the "4-H Engineer's Journal" but should not be more than 50% of the entries.
 - e. The "4-H Engineer's Journal" should contain at least one graphic.
 - f. The "4-H Engineer's Journal" must be at least 3 pages in length.
 - g. An example of a "4-H Engineer's Journal" can be found at www.STEM4KS.com.
 - h. The "4-H Engineer's Journal" will comprise 50% of the overall exhibit score. Failure to include a "4-H Engineer's Journal" will result in the exhibit being disqualified.
15. The exhibit is a program, application, app, web site, or requires any coding, the source code must be included on the USB drive. Failure to include a copy of the "source code" may result in up to one ribbon place deduction.
16. Diagrams or decision trees showing the logical flow of the system must be included on the USB drive for all exhibits.

Since there is no conference judging at the Kansas State Fair, a set of instructions must be provided to run the computer system /application. These instructions should be printed off and included in the exhibit package and a copy should be included on the USB drive.

 - a. **FOR COUNTY FAIR it is recommended that 4-Hers bring a computer that will run their project at the fair for judging as judges typically do not bring computers with them. Operating instructions are still required.**
 - b. Instructions should be written as though you were helping a less techy person, (like a grandparent) use the USB drive with a computer similar to what is described in rule 19 below. An example of instructions can be found at www.STEM4KS.com.
17. Each exhibit MUST include a video of the youth following their instructions for operation. This allows judges to get a better understanding of the exhibit and allows the youth the opportunity to fully demonstrate their exhibit. The video should be no longer than 8 minutes and should be placed on the USB drive. These videos

may also be considered for inclusion in a running video loop in the STEM area at the state fair after review by judges, superintendent(s), and extension staff. Adult guardians must complete the video release included with the exhibit form. If the release is not completed the video will not be included in the video loop on display in the STEM area at the Kansas State Fair.

18. Each exhibit must accomplish a specific automated task using a computer, a chip system, or virtual machine (VM).
19. Exhibits selected to go on to Kansas State Fair, judge(s) in the computer system division will have a physical computer with the following minimum configuration to test exhibits with and view files:
 - a. Microsoft Windows® 10
 - b. Microsoft Office® Home 2013 (Excel, Power Point, & Word)
 - c. Microsoft Internet Explorer®
 - d. Mozilla Firefox® Browser
 - e. Google Chrome® Browser
 - f. Adobe Acrobat Reader®
 - g. Apache OpenOffice®
 - h. VMware Player Windows 64bit
 - i. Scratch Desktop editor (offline version)
20. See State Fair rules regarding internet based content may be included in exhibits. Exhibitors should take great care and only go on-line with their guardian's permission.

User names and passwords should not be included in exhibits. If they are required to view the content, a temporary user account and password should be created for judging at the Kansas State Fair, once judging is complete the user name and password should be disabled on the account. If a separate user account is not possible, the content should be included as part of the video. **YOU SHOULD NOT SHARE YOUR USER NAME OR PASSWORD WITH OTHERS.**
21. Kansas 4-H STEM has made available Linux Virtual Machines (VMs) that can be downloaded and used to create projects on such as web servers, networking, and many other projects. For more information on how these VMs can be leveraged or to download them visit www.STEM4KS.com. 4-Hers are not required to use the VMs in their projects. They are optional.
22. All licensing should be adhered to for any software used in the exhibit. Failure to do so will result in a reduction of one ribbon placing and may not be considered for best of show.
23. The creation of viruses, malware, malicious applications or code, defamatory language or graphics, bullying, or any material that is "mean," "dangerous," or harmful according to the judge's opinion will result in the exhibit being disqualified.
24. Pictures or still graphics created are not eligible for entry as a project in this division and should be entered in the appropriate photography division.
25. Judging will be based on a score sheet which can be found at www.STEM4KS.com. There are four (4) areas each exhibit will be judged on. They are:
 - a. 4-H Engineers Journal (what I learned to make it work), 50% overall score
 - b. Instructions (how I help others make it work), 25% overall score
 - c. Functionality (does it work), 12% overall score
 - d. Diagrams (and code if applicable) (how I think it works), 13% overall score

Computer System

Class 70 Computer program, application, app, script, or coded system that is new and unique (not merely a file run in a program, such as a 'word document' or a picture drawn in 'Microsoft Paint'.)

Class 71 Computer presentation (power point, web page/site, animated graphics, etc.)

- Class 72 Single computer system (web server, database server, etc.)
- Class 73 Networked system consisting of two or more computers
- Class 74 Chip system - a small (8"X8"X8") programmed physical device that accomplishes a specific task.

STEM Robotics

1. Exhibits must be entered by Thursday, 10:00 a.m. Check schedule at front of Fair Book for judging times.
2. 4-H members must be currently enrolled in the Kansas 4-H STEM - Robotics project to exhibit in this division.
3. Each exhibitor may enter one robot per class. Exhibit must have been constructed/completed during the current 4-H year. Only purple ribbon robot exhibits which meet State Fair guidelines are eligible for State Fair.
4. Each robot must be free-standing, without the need for additional supports in order to be moved or exhibited.
5. Robot dimensions should not exceed 2 feet high, by 2 feet wide, by 2 feet deep. Weight may not exceed 15 pounds. If displayed in a case (not required for State Fair but strongly recommended for county fair) the outside case dimensions may not be more than 26 inches in height, width, or depth.
6. Materials including but not limited to obstacles, spare batteries, and mats for testing the robot may be placed in a separate container, which is not included in the robots' dimension, that container may not be larger than 576 cubic inches as measured along the outside of the container (Example: 4"x4" x 36" or 4"x8"x18" or 6"x6"x16") The container, if used, and/or any large objects (such as mats or obstacles) should be labeled with the exhibitor's name and county.
7. All electric components of the robot must be adequately covered or concealed with a protective enclosure. Paper is NOT considered an adequate enclosure or covering for electrical components.
8. Robots must be powered by an electrical, battery, water, or solar source only. Robots powered by fossil fuels/flammable liquids will be disqualified. All robots must include an on/off switch for operation. No remote control devices will be allowed.
9. Each robot must be in operable working condition. The judges will operate each robot to evaluate its workmanship and its ability to complete the required tasks for this current 4-H year.
10. Each exhibitor is required to complete the current year "4-H Robotics Exhibit Information Form" which is available at the Extension Office and on the 4-H web site at www.kansas4h.org. This form must be attached to the outside of a 10"x13" manila envelope. The used of old forms will result in the loss of one ribbon placing.
11. The exhibit must include written instructions for operation, construction plans, one to three pages of project photographs or a 5 minute CD, DVD, or video presentation, and robot programming information, if applicable. This information should be placed inside the 10"x13" manila envelope mentioned above. Robots that include weaponry of any kind will be disqualified. Weaponry is defined as any instrument, possession, or creation, physical and/or electrical that is intended to be used to inflict damage and/or harm to individuals, animal life and/or property.
12. Creativity, workmanship, and functionality will be strong criteria in judging the "Robot designed by Exhibitor" class.
13. Educational displays are limited to one 2'x3' tri-fold display board and no more than 3'x3' of table space. No cardboard table exhibits will be allowed. Care should be taken to use durable materials that will withstand fair conditions. No electricity will be provided.

Junior Division (7-8) * Juniors not State Fair Eligible

*Class 80 Robot made from a commercial (purchased) it. (No programming just

assembly)

- *Class 81 Robot designed by exhibitor. The robot must not be a mere modification of an existing robot kit or plan.
- *Class 82 Programmable robot made from a commercial (purchased) kit.
- *Class 83 Robot designed and constructed by exhibitor or from a commercial kit, that is operated by a remote controlled device.
- *Class 84 Junk Drawer Robotics

Intermediate Division (9-13 years of age)

- Class 90 Robot made from a commercial (purchased) kit (no programming), just assembly.
- Class 91 Robot designed by exhibitor. The robot must not be a mere modification of an existing robot kit or plan.
- Class 92 Programmable robot made from a commercial (purchased) kit.
- Class 93 Robot designed and constructed by exhibitor or from a commercial kit, that is operated by a remote-controlled device.
- Class 94 Junk Drawer Robotics.

Senior Division (age 14 years and older)

- Class 100 Robot made from a commercial (purchased) kit (no programming), just assembly.
- Class 101 Robot designed by exhibitor. The robot must not be a mere modification of an existing robot kit or plan.
- Class 102 Programmable robot made from a commercial (purchased) kit.
- Class 103 Robot designed and constructed by exhibitor or from a commercial kit, that is operated by a remote-controlled device.
- Class 104 Junk Drawer Robotics.

Team Robotics

- Class 108 Robot designed and constructed by two or more 4-H STEM project members. The robot must not be a mere modification of an existing robot kit or plan. The robot may be a programmable type that is made from a commercial (purchased) kit. The division is designed to encourage teamwork and cooperation among fellow 4-H STEM members.

STEM Rocketry

1. 4-H members must be currently enrolled in the 4-H Rocketry program to exhibit in this division.
2. All rockets displayed in this division must be constructed during the current 4-H year
3. If a rocket qualified for the Kansas State Fair, exhibitors should read the State Fair rules for the Rocketry division as they may be different from those at the county fair.
4. Each exhibitor may enter up to two rocket exhibits that have been constructed during the current year. If two rockets are entered, one rocket must be a "model rocket kit", the second may be entered into any other applicable class. An exhibitor may not enter two rockets in the same class.
5. 4-Hers are to complete and sign the rocketry information form, available from www.STEM4KS.com or your local extension office and attach it to a 10" x 13" "manila" envelope. The envelope should contain:
 - a. Instructions on how to construct the rocket
 - b. Up to 5 pages of pictures from both construction and launch
 - c. Documentation of any flight damage that occurred
 - d. Any modifications made to the rocket
 - e. An additional page for altitude calculations if the space on the form is not

- f. enough.
 - g. Additionally, for original design rockets, also known as “scratch built” rockets: 5 additional pages of photos are allowed
 - h. Documentation of how the rocket was tested for stability
- 6. If a safety violation is noted by the judges, superintendent, or other staff, the exhibitor’s rocket, at the judges’ discretion, will receive a participation ribbon.
- 7. Rockets are to be displayed upright on a display stand with a sturdy rod that does not extend past the top of the rocket or stand unassisted, unless the rocket is taller than 4 feet in which case no display stand is required and the rocket may be displayed on its side, rockets are not to be displayed on launch pads to save space and prevent someone from being poked in the eye.
- 8. Rockets ARE NOT to be displayed with used or unused rocket engines either in the rocket or as part of the stand, if rocket engines are included in the exhibit the judge may disqualify the exhibit.
- 9. Rockets should be flown unless there is an active burn ban in the county or conditions are too dangerous to safely launch the rocket. Just flying the last stage (the part with the nose cone) of a multi-stage rocket is acceptable.
- 10. Rockets, except those in the JR division, are not to be “beginner kits” or use prefabricated fin assemblies or pre-finished rockets requiring no painting, these are not acceptable outside the JR division, and should be disqualified.
- 11. Angles of fins must fall within a plus or minus 2-degree variation using an approved fin alignment guide (such as KSSTAC10). An official fin guide is available from www.STEM4KS.com.
- 12. Fins and body tubes, except those in the introductory division, are to be filled and sealed with sanding sealer and/or primer or other suitable filler to eliminate the appearance of body grooves and wood grain.
- 13. Fins and launch lugs are to be filleted to reduce drag and properly secure them to the model.
- 14. Engine mounts are to be securely attached to the body tube.
- 15. Any seams on plastic parts are to be sanded smooth.
- 16. The recovery system (typically a parachute or streamer) should be attached according to the instructions
- 17. The nose cone is to fit snugly but still allow for easy removal.
- 18. Exhibits must be uniformly painted and smoothly finished or finished as per rocket instructions (for example, no painting required), and decals, if used, are applied smoothly.
- 19. Models may not be judged based on their paint scheme (colors and placement on the rocket), except for rockets that fit the definition of a “scale model” and are entered in the scale model class. All other rockets do not have to follow the suggested paint scheme, allowing the 4-H’er to display maximum creativity in the finishing of their rocket. Under no circumstances is the weight given to the paint scheme to be sufficient enough, by itself, to move the non-scale model from one ribbon placing to another.
- 20. “Scale Models” entered in the scale model class may be judged based on their paint scheme. The judge may deduct up to one ribbon placing for not following the paint scheme.
- 21. “Scale Models” displayed in the scale model class are to be finished and completed with a majority (greater than 70%) of decals. For all other rockets the use of decals is optional.
- 22. Original design rockets cannot be a modification of a pre-existing kit and must be of original design.
- 23. Original design rockets must be designed by the exhibitor(s).
- 24. Exhibitor(s) must be 11 years of age (4-H age) or older to enter an original design rocket.

25. Original design rockets must include detailed instructions, so that someone could construct the original designed rocket just like a kit purchased at a store. Instructions can be as many pages as needed to convey full and complete construction techniques.
26. For a rocket entered in the original design classes, describe in the summary how the rocket was tested for stability prior to flying. Swing testing of the rocket is required. Other tests and calculations are encouraged. Exhibitors must include documentation of the swing test. **Failure to swing test a rocket will result in a deduction of TWO ribbon placings.**
27. A minimum of one additional page must be added to the rocketry information pack detailing the test(s) performed to insure stability. 4-Her's are strongly encouraged to provide as much detail as possible. Failure to provide adequate written documentation will result in a disqualification.
28. Rockets that use more than one 'D' engine or equivalent are consider mid or high-power rockets in 4-H.
29. Mid and High-Power exhibitors must be at least 14 years of age by January 1 of the current year.
30. In addition to the information packet completed for all rockets, a high-power information form is to be completed and placed inside of the information packet. This may be downloaded from www.STEM4KS.com
31. Exhibitors in the mid and high-power divisions must hold memberships in either NAR or Tripoli organizations.
32. The NAR High Power Rocket Safety Code applies to the construction and launching of all rockets displayed in this division. As such all mid and high-power rocketry exhibitors must comply with the NAR High Power Rocket Safety Code that is in effect as of October 1st of the current 4-H year.
33. All rockets in the mid and high-power divisions are to be launched under adult supervision by the 4-H member who constructed the rocket.
34. For rockets launched using an engine(s) that have 160.1 ('H' engine or equivalent amount of smaller engines) Newton's-seconds or larger, adult supervision must be provided by an individual having at least a level 1 high power certification. The 4-H member should also hold or be attempting to attain their level 1 high power certification if launching on this large of an engine.

*** As defined by the National Association of Rocketry (NAR), a scale model is "any model rocket that is a true scale model of an existing or historical guided missile, rocket vehicle, or space vehicle." The intent of scale modeling is, according to the NAR, "to produce an accurate, flying replica of a real rocket vehicle that exhibits maximum craftsmanship in construction, finish, and flight performance." (NAR "Pink Book" 50.1 4-1)**

Junior Division - 7-8 year olds (not State Fair eligible)

- Class 112 Rocket made from kit, without pre-assembled fin units. Include plans.
- Class 113 Rocket made from "beginners kit". Include plans. Rockets in this class may have pre-assembled fin units. (This class is for first and second year 4-H members to explore the rocketry project).
- Class 114 Scale Model Rocket made from kit, include plans.

Intermediate Division A 9-13 years of age (Match State Fair Classes for eligibility)

- Class 119 Rocket made from kit. Include plans.
- Class 120 Scale Model Rocket. Made from kit, includes plans.

Intermediate Division B 11-13 year of age (Match State Fair Classes for eligibility)

Class 125 Rocket designed by exhibitor; not merely a modification of an existing kit.

Include original plans.

Class 126 Scale Model Rocket designed by exhibitor; not merely a modification of an existing kit. Include original plans and stability testing.

Senior Division 14 years and older

Class 130 Rocket made from kit. Include plans.

Class 131 Rocket designed by exhibitor; not merely a modification of an existing kit.

Include original plans.

Class 132 Rocket designed by exhibitor; that uses alternative skins; not merely a modification of an existing kit. Include plans.

Class 133 Scale Model Rocket designed by exhibitor; not merely a modification of an existing kit. Include original plans.

Team Division 11 years and older

This class is designed to encourage teamwork among individuals and clubs to work on a rocket from the initial design to the finished product.

Class 134 Rocket designed by 2 or more exhibitors; not merely a modification of an existing kit. Include original plans.

Mid-Power Rocketry (2x D' to G' Engines) Guideline:

Class 135 Mid or high-powered rocket made from kit or original design.

STEM Unmanned Aerial System

The 4-H unmanned aerial system or UAS project explores the world from above the trees and discovers new frontiers with UASs. UASs are commonly known as Unmanned Aerial Vehicles (UAVs) or drones. Members explore the uses and applications of unmanned aerial system including how UASs link to other projects such as geology, robotics, electronics, crop science and many more.

Rules

1. The 4-H members must be currently enrolled in the 4-H STEM project to exhibit in this division.
2. Each exhibitor may enter one exhibit per class. Exhibit must have been completed during the current 4-H year and have been selected at the county level for entry at the State Fair level. Counties or district should select only top blue or purple ribbon exhibits which meet State Fair guidelines.
3. The information that accompanies the UAS must be limited to the 4-H STEM Exhibit Information Form which is affixed to a 10" x 13" envelope. This envelope should NOT be attached to the UAS. This may be downloaded from www.STEM4KS.com. Any UAS exhibit MUST include this completed envelope will receive an automatic participation ribbon. All revisions of forms previously released for the STEM division dated prior to current year are void for use and new forms must be obtained and used that are dated by the Kansas State 4-H Office for the current year.
4. Each exhibit MUST include a video of the youth operating their UAS. This allows judges to get a better understanding of the exhibit and allows the youth the opportunity to fully demonstrate their exhibit. The video should be no longer than 8 minutes and should be placed on the CD, DVD, USB drive, or similar. These videos may also be considered for inclusion in a running video loop in the STEM area at the State Fair after review by judges, chair(s) and extension staff. Adult guardians must complete Video Release included with the exhibit form. If the release is not

completed the video will not be included in the video loop on display in the STEM area of the Kansas State Fair.

5. Unmanned aerial system exhibits may be checked out for use in a Fair 4-H demonstration or 4-H illustrated talk with prior permission. For permission, check with the superintendent. The exhibit must be returned to display immediately after the demonstration/illustrated talk or the exhibit will be disqualified.
6. Exhibitor's name, county or district, age, and years(s) in project must be tagged or labeled in a prominent location on the exhibit, educational display, notebook, and/or poster.
7. Unmanned Aerial System that include or depict weaponry of any kind will be disqualified.
8. See the last section for full details about exhibiting posters, display boards and notebooks.
9. If modifications are made to the exhibit a page should be attached noting those modifications.
10. If a safety violation is noted by the judges, superintendent, or other staff, the exhibitor's exhibit, at the judges' discretion, will receive a participation ribbon.

Intermediate Division (Ages 9-13)

- Class 145 Unmanned Aerial System designed and constructed by exhibitor that is operated by a remote-controlled device. The UAS must not be a mere modification of an existing kit or plan. You may not exhibit a UAS that is purchased off the shelf in this class.
- Class 146 Practical application of an Unmanned Aerial System constructed from a commercial (purchased) kit. This includes the UAS, plus one or more of the following: video, notebook, poster, display board etc. This class is separate from educational exhibits. A tangible use would be mapping Russian olive trees, eroded soils, and bindweed in fields, etc. There are also many other non-agricultural UAS uses that would be appropriate for this class.

Senior Division (Ages 14 and older)

- Class 147 Unmanned Aerial System designed and constructed by exhibitor that is operated by a remote-controlled device. The UAS must not be a mere modification of an existing kit or plan. You may not exhibit a UAS that is purchased off the shelf in this class.
- Class 148 Practical application of an Unmanned Aerial System constructed from a commercial (purchased) kit. This includes the UAS, plus one or more of the following: video, notebook, poster, display board, etc. This class is separate from educational exhibits. A tangible use would be mapping Russian olive trees, eroded soils, and bindweed in fields, etc. there are also many other non-agricultural UAS uses that would be appropriate for this class.

4-H DEPARTMENT 33 - STYLE REVUE

Superintendents: Teen Council

Note: Pre-registration required by June 14, 2023. Entries received after that time will not be eligible for Grand or Reserve Champion.

Rules

1. All members enrolled in clothing, crochet and knitting are encouraged to participate.
2. Check fair schedule at front of book for judging times. Judging will be held at the Sedgwick County Extension Education Center, 7001 W. 21st St. North, Wichita, KS.

3. All members participating in the Style Revue judging are expected to participate in the Public Style Revue, Tuesday, June 27, at 7:30 p.m. at Sedgwick County Extension Education Center, 4-H Hall. Judging results will be announced at the Public Style Revue. The Senior Style Revue Champions and Reserve Champions will represent Sedgwick County at the State Contest held during the Kansas State Fair. The participants must be 14 years of age by January 1, 2023 to be eligible for the State Contest.
4. Selection of hose, shoes, and other accessories must be made by the 4-H member exhibiting.
5. Contestants may enter one class in each of the four (4) divisions. Contestants must be enrolled in the phase which he/she enters. Both boys and girls are eligible to participate.
6. Age is determined as of January 1, 2023.
 - 7-9 years – Junior
 - 10-13 years – Intermediate
 - 14 and Over - Senior

Constructed Garments Revue

Garments must be constructed by the 4-H'ers. A sweater or blouse may be purchased if used to complete a constructed outfit.

Check ages with the google forms sign up to make sure consistent

- Class 1* Constructed - 7-8 years of age by January 1, 2023
- Class 2* Constructed - 9-13 years of age by January 1, 2023
- Class 3* Constructed - 14 and over by January 1, 2023

Hand-knitted Or Crocheted Garments

- Class 4* Hand-knitted or Crocheted - Sweater
- Class 5* Hand-knitted or Crocheted - Poncho
- Class 6* Hand-knitted or Crocheted - Dress
- Class 7* Hand-knitted or Crocheted - Coat
- Class 8* Hand-knitted or Crocheted - Outfit consisting of hand-knitted or crocheted article and sewn articles (both made by 4-H'er)

Buymanship - Female

Everything which is considered an outer garment (vest, pants, coat) must be purchased for the 4-H project or made by another individual for the 4-H'er. Selection of the garments, fabric and pattern, and accessories should be done by the 4-H'er. A sweater, blouse, or shirt may be purchased or made.

- Class 9* Buymanship Female -7-8 years of age by January 1, 2023
- Class 10* Buymanship Female - 9-13 years of age by January 1, 2023
- Class 11* Buymanship Female -14 and over by January 1, 2023

Buymanship - Male

Everything which is considered an outer garment (vest, pants, coat) must be purchased for the 4-H project or made by another individual for the 4-H'er. Selection of the garments, fabric and pattern, and accessories should be done by the 4-H'er. A sweater or shirt can be purchased or made.

- Class 12* Buymanship Male -7-8 years of age by January 1, 2023
- Class 13* Buymanship Male -9 -13 years of age by January 1, 2023
- Class 14* Buymanship Male -14 and over by January 1, 2023

The senior champion and reserve champion in each category is eligible for State Fair Competition. There will be a \$5 entry fee per entry in this division.

* No State Fair Class

4-H DEPARTMENT 34 – VISUAL ARTS

Superintendent: Sarah Schill

Rules

1. Exhibits must be entered by Thursday, 10:00 a.m. Check schedule at front of Fair Book for judging times.
2. Judging will be on a consultative basis with the 4-H'er and judge talking about the project that is displayed.
3. The member must be enrolled in arts and crafts to exhibit. Exhibit(s) must be a result of the current year's work.
4. Exhibits must be labeled with the official entry tag which is available at the Sedgwick County Extension Education Center. Attach the card to the exhibit. The exhibitor may attach a 3" x 5" index card with the entry form to give the judge any information which the exhibitor thinks would be helpful for the judge to know.
5. Each 4-H'er may have a MAXIMUM of seven (7) exhibits.
6. Drawings & sketches without a frame must be matted and have a hanger. Framing is optional, but it is encouraged. A wire or saw tooth hanger is required. No string or tape. Contemporary canvas paintings do not have to be framed **but they must have a hanger of some kind**. Exhibits not ready to be displayed will be dropped one ribbon placing. If your exhibit does not have a hanger that is able to stand up to wind, heat, and humidity, it will be placed in an art display box to keep it from damage or from falling and possibly damaging other items.
7. **Copyright: Kits and preformed molds are not considered original and are not acceptable in any Visual Arts Class.** Combining parts of different patterns (pictures, photographs, images from the internet or a magazine) with the member's own ideas can result in an original design, but simply changing the color, pattern, and/or size of a pattern does not make the design original. If you create a replica of what you see somewhere else (i.e. Pinterest), it is not your original design. If a photo, sketch, or other idea source was used, submit it with your entry, firmly attached to your exhibit.
8. Arts and Crafts will be displayed at the Kansas State Fair. Sedgwick County will be allotted entries based on their total arts and crafts project enrollment. These articles will be selected from the purple ribbon exhibits at the County Fair. Those selected for State Fair participation must be made by 4-H'ers 9 years of age and older by January 1, 2023.
9. Exhibits may be covered if clear plastic is used.
10. No plants or plant materials needing watering can be entered as an art display or item.

Ages 7-8

- | | |
|---------|---|
| Class 1 | Fine Arts
(Oil, chalk, charcoal, dyes, pastels, pencil, ink. Acrylic, or watercolor on canvas, canvas board, paper, wood, metal, or textiles, framed as a picture, prepared for hanging. Stretched canvas art on a wooden frame is considered prepared for hanging provided that frame has a hanger. |
| Class 2 | Clay and Ceramics
(Any original item made of clay; may be fired or unfired, hand formed or thrown on a wheel. Self-hardening, fire/oven/cured, and/or cornstarch clays |

are acceptable. Items can include, but are not limited to, clay statues, bowls, etc.

Class 3 Leather and Jewelry

(Any leather stamping, carving, tooling, lacing, or stitching piece or any jewelry piece made from any medium are acceptable exhibits.

Class 4 Three-Dimensional

(The piece must be observable on at least three sides and should be either free-standing or prepared to be hung. Craft and pre-formed or assembled projects are not acceptable.

Class 5 General Crafts

(This category incorporates miscellaneous pieces that do not correspond to the four, above-mentioned categories.

Ages 9-13

Class 6 Fine Arts

(Oil, chalk, charcoal, dyes, pastels, pencil, ink. Acrylic, or watercolor on canvas, canvas board, paper, wood, metal, or textiles, framed as a picture, prepared for hanging. Stretched canvas art on a wooden frame is considered prepared for hanging provided that frame has a hanger.

Class 7 Clay and Ceramics

(Any original item made of clay; may be fired or unfired, hand formed or thrown on a wheel. Self-hardening, fire/oven/cured, and/or cornstarch clays are acceptable. Items can include, but are not limited to, clay statues, bowls, etc.

Class 8 Leather and Jewelry

(Any leather stamping, carving, tooling, lacing, or stitching piece or any jewelry piece made from any medium are acceptable exhibits.

Class 9 Three-Dimensional

(The piece must be observable on at least three sides and should be either free-standing or prepared to be hung. Craft and pre-formed or assembled projects are not acceptable.

Class 10 General Crafts

(This category incorporates miscellaneous pieces that do not correspond to the four, above-mentioned categories.

Ages 14 years and older

Class 11 Fine Arts

(Oil, chalk, charcoal, dyes, pastels, pencil, ink. Acrylic, or watercolor on canvas, canvas board, paper, wood, metal, or textiles, framed as a picture, prepared for hanging. Stretched canvas art on a wooden frame is considered prepared for hanging provided that frame has a hanger.

Class 12 Clay and Ceramics

(Any original item made of clay; may be fired or unfired, hand formed or thrown on a wheel. Self-hardening, fire/oven/cured, and/or cornstarch clays are acceptable. Items can include, but are not limited to, clay statues, bowls, etc.

Class 13 Leather and Jewelry

(Any leather stamping, carving, tooling, lacing, or stitching piece or any jewelry piece made from any medium are acceptable exhibits.

Class 14 Three-Dimensional

(The piece must be observable on at least three sides and should be either free-standing or prepared to be hung. Craft and pre-formed or assembled

- Class 15 projects are not acceptable.
General Crafts
(This category incorporates miscellaneous pieces that do not correspond to the four, above-mentioned categories.)

4-H DEPARTMENT 35 - WILDLIFE

Superintendent:

Rules

11. A member may make only one entry in this division.
12. Exhibitors must comply with state and federal laws. It is illegal to possess threatened or endangered wildlife, or the feathers, nests, or eggs of non-game birds. Game birds and game animals taken legally during open season may be used. The use of live wild animals in educational displays is prohibited.
13. Name, county, age and year in project should be in a prominent location on the exhibit.
14. Notebooks and Educational Displays will be judged on the following points:

Stopping Power 15

Is the main idea specific? Is the idea presented clearly, simply, forcefully?

Interest, Holding Power.....15

Does the exhibit give the observer additional facts in a clear, concise, informative way?

4-H Project Application..... 15

Is the subject matter an effective showcase?

Mechanical Power.....15

Correct letter size, pleasing color combination, appropriate symbols, and models.

Personal Growth..... 25

How much knowledge was gained by exhibitor? Was enthusiasm shown?

Educational Value.....25

Knowledge shared. Note: Credit all citations, websites or other resources used in creating your exhibit.

- Class 1 Notebook. Contents pertain to some phase, results, story or information about wildlife project.
- Class 2 Promotional Poster. Must be related to something learned in the wildlife project. (Flat poster board or foam board no larger than 22" x 28")
- Class 3 Educational Display. Must be directly related to the wildlife project. Maximum tri-fold size is 3' x 4'.
- Class 4 Taxidermy/Tanning Exhibit. Should include an attachment that shows the work in progress through photos with captions, or a detailed journaling of the process.

4-H DEPARTMENT 36 – WOOD SCIENCE

Superintendent: Tony Veith and Allan Harms

Rules

1. Exhibits must be entered by Thursday, 10:00 a.m. Check schedule at front of Fair Book for judging time. Sign up for consultative judging time when you enter your exhibits.
2. All exhibits should consist of articles made during present club year with a maximum of seven entries and no more than two per class.
3. Members must be enrolled in the woodworking project.

4. Each woodworking exhibit must include a plan. Designate on the entry if the article is original or kit-construction.
5. For Classes 6-15 - The plan from which the exhibit was constructed must be with the article. The plan may be a photocopy, the actual pattern, or a scale drawing. It must be complete and accurate to the extent that a duplicate article could be built using the plan as a guide.
6. For classes 4, 9, and 14, please include information as to what steps were used in the process. (i.e. disassembly, was the wood stripped or sanded to remove old finish, how was new finish applied and reassembly process. Also, time spent on project from start to finish.
7. Exhibits must be labeled with the official entry tag which is available at the Sedgwick County Extension Education Center.
8. Entry card, plans and all other paperwork should be enclosed in a zip top plastic bag with a hole punched through it and tied or otherwise secured to the project in some manner. Tape is usually not adequate to accomplish this.
9. Repaired or refinished articles are not eligible for State Fair.

Ages 7-8

- *Class 1 Woodworking articles for farm or shop use.
- *Class 2 Furniture for household or lawn
- *Class 3 Miscellaneous articles (bird house, bird feeders; household equipment such as knife rack, bread board, etc.)
- *Class 4 Repaired and/or refinished furniture, include a brief explanation of the work completed (see rule #6 above)
- *Class 5 Any article made from a pre-cut kit.

Ages 9-13

- Class 6 Woodwork articles for farm or shop use.
- Class 7 Furniture for household or lawn
- Class 8 Miscellaneous articles (bird house, bird feeders; household equipment such as knife rack, bread board, etc.)
- *Class 9 Repaired and/or refinished furniture, include a brief explanation of the work completed. (see rule #6 above)
- *Class 10* Any article made from a pre-cut kit.

Ages 14-19

- Class 11 Woodworking articles for farm or shop use.
- Class 12 Furniture for household or lawn
- Class 13 Miscellaneous articles (bird house, bird feeders; household equipment such as knife rack, bread board, etc.)
- *Class 14 Repaired and/or refinished furniture, include a brief explanation of the work completed. (see rule #6 above)
- *Class 15 Any article made from a pre-cut kit.

***No State Fair Class**

In judging woodworking articles, consideration will be given to: workmanship (including accuracy to the plan), design, choice of wood, suitability and quality of finish, usefulness, and experience in the project.



The 4-H Department would like to thank
all the parents, volunteers,
judges and co-workers that helped
make the Sedgwick County Fair a
success. We appreciate your interest
in helping influence youth in a
positive way!

2022 SEDGWICK COUNTY FAIR 4-H DIVISION AWARD DONORS

Affordable Lawn Care – Senior and Intermediate Meat Goat
Showman

American Sewing Guild - Wichita Chapter- Style Review Awards

Bruce and Stephanie Hays- Senior and Intermediate Dairy Goat
Showman

Chad and Lena Hommertzhaim- Intermediate Beef Showmanship,
Round Robin T-Shirts

Cy's Hoof & Horn Supper Club – Horse Show awards, Water
for the barn

Eagle View Equestrian – Senior Horse Showmanship

Farmers Co-op of Garden Plain - Senior and Intermediate
Champion Round Robin

Gene Francis and Associates – Grand Champion and Reserve
Grand Market Steer

Hague Animal Chiropractic- numerous prizes for Horse Show
participants

Barbara Wingfield - Intermediate Horse Showmanship

L&R Enterprises- Champion and Reserve Champion Swine

Midwest Sewing Center – Style Review Award

Mies & Sons Trucking, LLC - Senior and Intermediate Dairy
Showman Awards, Champion Dairy Traveling Award Engraving

Needle Nook Fabrics – Style Review Award

Prill Land & Cattle Co. – Senior Beef Showmanship

Sedgwick County Farm Bureau - Senior and Intermediate Swine
Showman, Senior and Intermediate Round Robin Reserve
Champion

Sedgwick County Hare Raisers –Best of Breed and Best Opposite
of Breed

Smarsh Masonry – Intermediate Sheep Showmanship

Smarsh, Allan & Connie – Senior Sheep Showmanship

Teen Council – Style Review Trophies

Wichita Farm and Ranch Club Premiums in Livestock
Departments



THANK YOU TO THE 2022 LIVESTOCK SALE SUPPORTERS and ADD-ON DONORS

99.7 HankFM and Greg and
 Becky Steckline
 Aaron and Cherish Henning
 Advanced Marketing Group
 Affordable Lawn Care
 American AgCredit
 Andersons Inc
 Andy and Hope Buessing
 Andy Buessing
 Anne Weber
 Armen and Amber Bodalian
 B & B Lumber
 Bar Over Lazy J Ranch
 Ben Brent
 Beyrle Farms
 Bill and Cindy Brand
 Bodyworx Physcial Therapy
 Brandon and Keri Dills
 Brian Scheer
 Bryan and Vonda Behrens
 BX Farms
 Byron and Heidi Wells
 Cary Leonard
 Central Prairie Co-op
 Certa Pro Painters
 Chad and Lena Hommertzheim
 Charles Stuhlsatz
 Chase Lehner
 Cheney Animal Clinic
 Citizens State Bank
 Cody and Audrey Shinkle
 Contour Landscape
 Dalen Ziesch
 Dan and Joyce Hommertzheim
 Darlene Myers
 Dave Reida
 Dean Frankenberry
 Dell and Joyce Allen
 Don Stutler
 Dr. Marty and Melanie Turner
 Earl and Janiee Wetta
 Ehling Custom Mills

Eric Stuhlsatz
 Farmers Co-op Elevator Co.
 Farmers Coop Grain
 Association - Belle Plain
 Fritz Henning
 G & I Investments
 Garrett Krehbiel
 Gary and Roberta Damm
 Gary Krehbiel
 Gavel Roads Online Auctions
 Gene and Joan Scheer
 Gene Francis and Associates
 Gipson Fiber Optic Services
 Gyla Roberson
 H & H Creek Ranch
 Heartland Veterinary Service
 Horsch Trailer Sales
 Jacob Seematter
 Jacquie Butler
 James Voegeli
 Jason and Gretchen Bergkamp
 Jay and Betty Miraflor
 JDM Farms
 Jeff and Sharon Young
 Jeff Wetta
 Jeremy Zeller
 Jim and Cathy Dilts
 Jim Morgan Pest Control
 Jim Parsons
 Jim Schwartz
 Joe and Mandi Smarsh
 Joe Baalman
 John and Debra VanCuren
 Joseph and Julie Simon
 Judith Leonard
 Kanaga Construction
 Karla Hommertzheim
 Keith and Therese Humphrey
 Keller Dirt, Wichita Dirt Work
 KMI, Inc.
 Kyle Veith
 L & R Enterprises

LAW Anesthesia
 Legacy Bank
 Linda Ricken
 Louis and Ruth Wetta
 Luke and Stephanie Nichols
 M and S Farms
 M Estellen McCormick CPA
 Mac Brand
 Mark and Judy Wells
 Marlin Butler
 Marvin Bedigrew
 Matt and Lindsay Durler
 Matt and Lindsay Mosher
 Matt Durler
 McAndrew Farms
 McClure Brothers Cattle
 McCurdy Auction
 McCurry Bros Angus
 Meatlink Management LLC
 Michael and Jacquie Butler
 Mike Edwards
 Mitchell and Summer Roberson
 MR. Bounce, LLC
 Napoli Italian Eatery
 Nathan Bennett
 Needmore Land and Logs, LLC
 Nick and Anne Wieland
 Nicole Girrens
 NoxNumis Wealth
 Oran Winter
 P & B Trucking Inc.
 Parish Masonry
 Pete and Marie Marten
 Poppelreiter Farms
 Prairieland Partners - Andale
 Prairieland Partners, LLC-
 Wichita
 Precision Plumling
 R & D Family, L.P.
 Rafter/J.L. Cattle Company
 Richard Stone
 Richards Cold Storage
 RNP, LLC
 Rock Regional Hospital
 Roger Brown

Rose Hill Family Medical Center
 Ruth Hommertzheim
 Scheer Cattle Company
 Scheer Dentistry
 Schneider Farms LLC
 Scott and Robbie Leighton
 Scott and Tracie Reida
 Sedgwick County Electric Co-op
 Sedgwick County Farm Bureau
 Association
 Shelly Yung
 Sheri Love DDS
 Shinkle Cattle Co.
 Spike Anderson
 Stephanie Winter
 Stroot Lockers
 Terry Kohler
 Tony and Debbie Koenigs
 Tony Veith
 TW Hay Company
 Tyler Lowry
 Tyler Lowry Exteriors
 Veva Sandrick
 Virgil Albert
 Walter and Samantha Stuhlsatz
 Wayman Oil
 Weber Family
 Weninger Drilling
 Wildcat Agri-Services, Inc.
 Woodard Mercantile
 Young Cattle

4-H HORSE SHOW

DONORS 2022

Cy's Place
 Haley Schneider

THANK YOU 4-H DAIRY

DONORS 2022

Countryside Feed, LLC
 Gorges Dairy, Inc.

Static Department Donors

**Carmichael Irrigation – Overall Department
Winner Ribbon Sponsor - Static
Departments**



**Mid-America Orthopedics – Overall
Department Winner Sponsor**



**Hatchett Hyundai – West – Overall
Department Winner Sponsor**





**Sedgwick County Farm Bureau
Static Department and Photography Ag
Award Sponsor**



**Jenell Smith Memorial
Sponsor of the Food Overall
Department Winner Award
and Fair Entry Program**

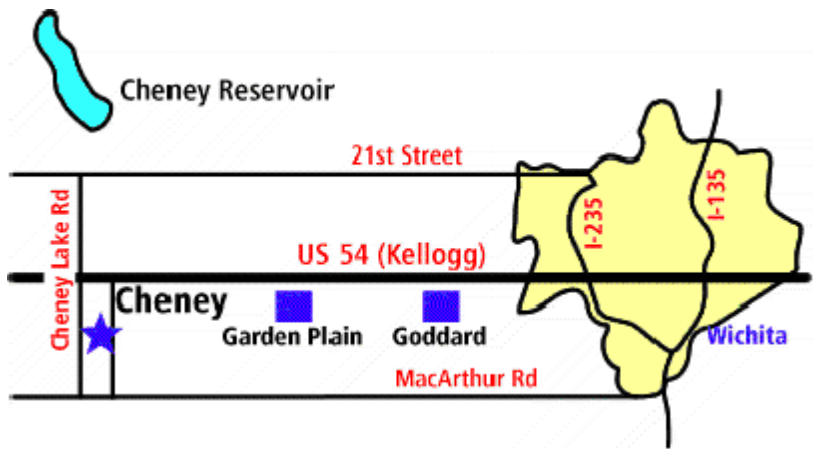


**Overall Decorated Cake Award
Sponsor Barbara Wingfield**

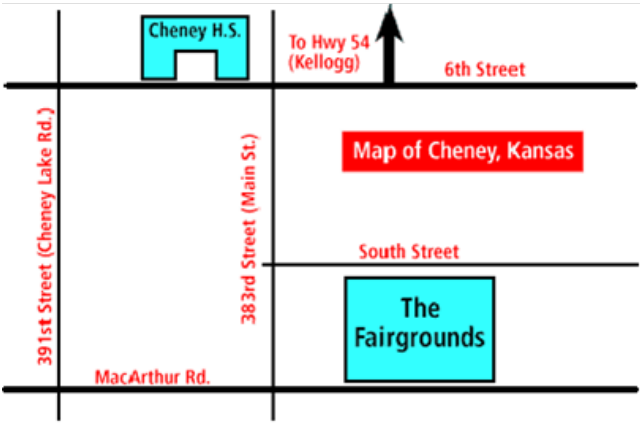
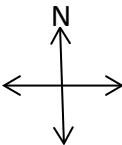


**Static Grand and Reserve
Champion ribbon sponsor
Structural Aerospace and
Fatigue Engineering, LLC**

Map of Surrounding Area

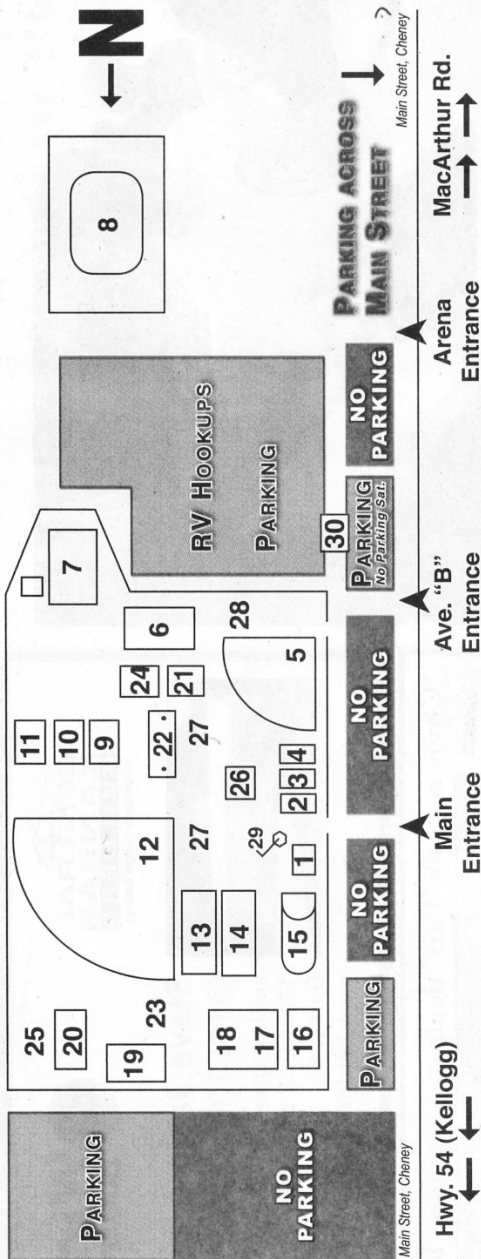


Map of Cheney



Fairgrounds Map

Carnival



Key to Map

- | | | | |
|--|---|--------------------------------|-----------------------------|
| 1. Fair Office | Riding | 17. Poultry | 25. 4-H Parking & Office |
| 2. TUCC Food Booth | 9. Bucket Calf Barn | 18. Rabbits | 26. Chamber Shelter |
| 3. Restrooms | 10. Sheep Barn | 19. 4-H Bldg. | 27. Food Court |
| 4. Methodist Food Booth | 11. Hog Barn | 20. Farm Bureau Building - 4-H | 28. Barbecue Cook-Off Booth |
| 5. Open Air Arena | 12. Ball Park | 21. Pedal Pull | 29. Information Booth |
| 6. Cattle Shed | 13. Commercial Bldg. #3 | 22. Washer Tournament | 30. Car Show |
| 7. Show Arena, 4-H Auction | 14. Commercial Bldg. #2 | 23. Farm Bureau Demonstration | No parking Saturday! |
| 8. Horse Arena, Demo Derby, SEBRA Ball | 15. Fine Arts, Domestic Arts, Canning, Baking | 24. Petting Zoo | |

Sedgwick County Fair

Cheney, Kansas

From Wichita: Take Hwy 54 West, approx. 18 miles to Cheney Exit (383rd St.). Go south 2 miles through downtown area.

www.ourcountyfair.com

This image shows a single sheet of white paper with horizontal ruling lines. The lines are evenly spaced and run across the width of the page. There are no margins, text, or other markings on the paper.

This image shows a single page of white paper with horizontal ruling lines. The lines are evenly spaced and run across the width of the page. There are no margins or other markings on the paper.

4-H Club Building Watchers Schedule

We ask each club to have 4-6 people for the two hour shift. We need a minimum of 2 people in each building. You can divide the time as you see fit and works best for your club.

Each shift will need to check in at the 4-H Office in the Farm Bureau building.

Thursday, July 13

5:00—7:00 pm	Achievers
7:00—9:00 pm	River City Kids

Friday, July 14

10:00 am—noon	Andale Jets
12:00—2:00 pm	Ninnescah Valley
2:00—4:00 pm	Cheney Challengers
4:00—6:00 pm	Valley Victors
6:00—8:00 pm	Delano and Country Kids
8:00—9:00 pm	Goddard

Saturday, July 15

12:00—2:00 pm	Peck Ramblers and Bel Aire
2:00—4:00 pm	Colwich Clovers
4:00—6:00 pm	Quail Valley
6:00—8:00 pm	Derby